



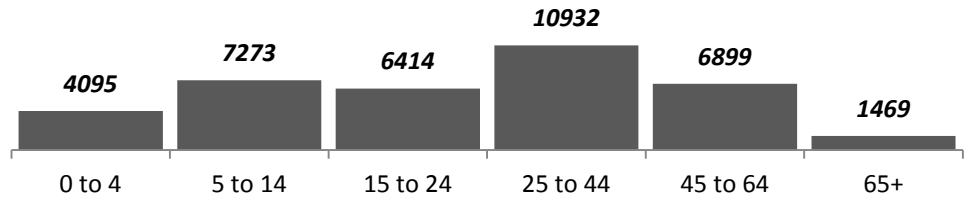
NUNAVUT LABOUR MARKET UPDATE

November 2016

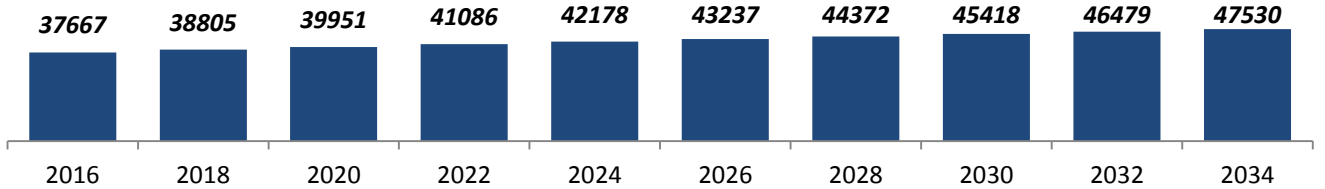
POPULATION: 37,082

Population, by Age Group

Birth Rate
3.04 vs. **1.61**
Nunavut **Canada**



Population Projections, 2016-2034

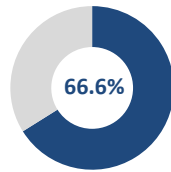


Nunavut Bureau of Statistics, 2016

WORKFORCE:

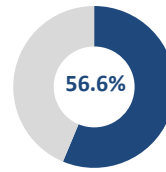
Labour Force:	16,200
Inuit:	11,900
Non-Inuit:	4,300
Employed:	13,700
Unemployed:	2,400

Participation Rate



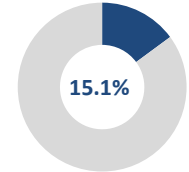
Canada: 65.5%

Employment Rate



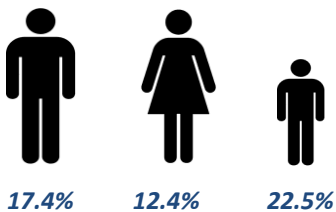
Canada: 61.4%

Unemployment Rate



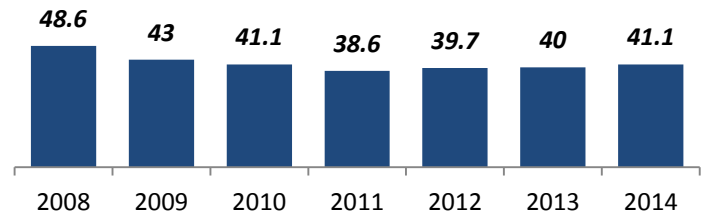
Canada: 6.3%

Unemployment Rate,
Gender and Youth



% of Population Receiving Social Assistance

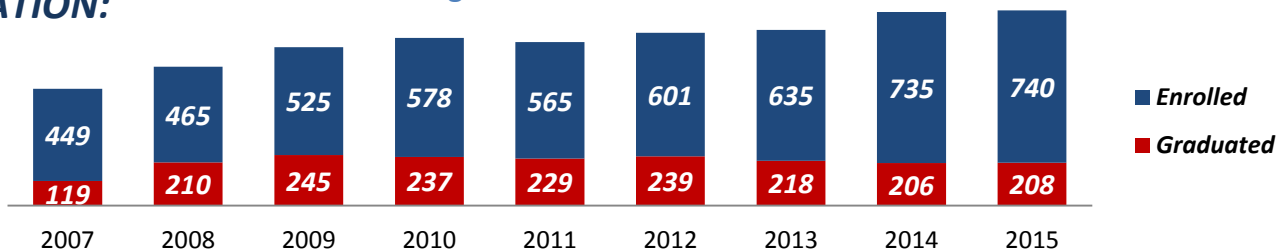
Not in Labour Force
8,100



Labour Force Survey, Oct. 2016

EDUCATION:

High School Graduation Rate



Nunavut Bureau of Statistics, 2016



DEPARTMENT OF FAMILY SERVICES: LABOUR MARKET PROGRAMS

November 2016

APPRENTICESHIP:



125

Registered
Apprentices with
Active Status



1. Qikiqtaaluk: 41

2. Kivalliq: 73

3. Kitikmeot: 11

FINANCIAL ASSISTANCE FOR NUNAVUT STUDETNS (FANS)



394

Student funded
under FANS for fall
2016

ADULT LEARNING AND TRAINING SUPPORTS (ALTS)



404

Nunavummiut
receiving ALTS
funding

TRAINING-ON-THE-JOB (TOJ)



72

Employees
training-on-the-job

GETTING READY FOR EMPLOYMENT AND TRAINING (GREAT)



70

Graduates from 9
communities

SUMMER EMPLOYMENT FOR NUNAVUT STUDENTS (SENS)



30

Students participated
in summer 2016

CANADA-NUNAVUT JOB GRANT (CNJG)



128

Employees training in 6
communities for 2016

SPOTLIGHT ON TARGETED TRAINING:

Ilinniapaa Campus

Located in Iqaluit, Ilinniapaa Campus provides customized training and employment services for career success. Ilinniappa Campus works with youth and adults of all abilities to provide career assessments, learning plans and social assistance/disability assistance to help link individuals to employment.

To find out more about our programs and services visit:
<http://www.gov.nu.ca/family-services/information/career-development>

Contact a Career Development Officer:

Kitikmeot – 1.800.661.0845

Kivalliq – 1.800.953.8516

Qikiqtaaluk – 1.800.567.1514

DEFINITIONS

Population

The entire Nunavut population, which consists of Canadian citizens, landed immigrants and non-permanent residents and their families living with them in Canada.

Labour Force

Civilian non-institutional population 15 years of age and over who were employed or unemployed during the survey reference week.

Not in Labour Force

Persons not in the labour force are those who, during the reference week, were neither employed nor unemployed.

Participation Rate

Total labour force expressed as a percentage of the population aged 15 years and over. The participation rate for a particular group (for example, Inuit aged 25 years and over) is the labour force in that group expressed as a percentage of the population for that group.

Employment Rate

Number of employed persons expressed as a percentage of the population 15 years of age and over. The employment rate for a particular group (for example, Inuit aged 25 years and over) is the number employed in that group expressed as a percentage of the population for that group.

Unemployment Rate

Number of unemployed persons expressed as a percentage of the labour force. The unemployment rate for a particular group (for example, Inuit aged 25 years and over) is the number unemployed in that group expressed as a percentage of the labour force for that group.

Birth Rate

The average number of children per woman.

High School Graduation Rate

Enrolled is the number of full and part-time students registered in school as of September 30

Graduated includes the number of students who completed secondary school but excludes those who completed equivalency or upgrading programs.