



TABLE OF CONTENTS

Summary of Information

Introduction	iii
Distribution By Percentage - Where the Capital Dollars will be Spent	v
Summary of Capital Expenditures, by Department	vi
Summary of Capital Expenditures, by Region	vii

Estimates of Expenditures by Department

Office of the Legislative Assembly	A-1
Executive and Intergovernmental Affairs	B-1
Finance	C-1
Family Services	D-1
Justice	E-1
Culture and Heritage	F-1
Education	G-1
Health	H-1
Environment	I-1
Community and Government Services	J-1
Economic Development and Transportation	K-1
Nunavut Housing Corporation	L-1
Nunavut Arctic College (Information Item)	M-1

Appendix I - Glossary	A-I-1
------------------------------	-------

Appendix II - Capital Plan by Department	A-II-1
---	--------

Appendix III - Capital Plan by Community	A-III-1
---	---------

Appendix IV - Other Funded Infrastructure Projects	A-IV-1
---	--------

Appendix V - Completed Major Capital Projects 2018-19	A-V-1
--	-------



INTRODUCTION: THE 2020-2021 CAPITAL ESTIMATES

The Capital Estimates presented to the Legislative Assembly represent the Government of Nunavut's proposed appropriations for the 2020-2021 fiscal year for planned capital. The amounts represent all capital expenditures to be incurred during the twelve-month period beginning April 1, 2020 and ending March 31, 2021.

The Capital Estimates indicate the total requirement for individual departments, the Nunavut Housing Corporation and Nunavut Arctic College. The expenditures related to each department are further described by branch and project.

The Legislative Assembly of Nunavut is requested to appropriate funds at the departmental level for capital expenditures for the fiscal year ending March 31, 2021. Further details of expenditures at the branch level and by type of expenditure are provided for information but do not require specific Legislative Assembly approval.

Departmental Mission Statements and Branch descriptions are provided to clarify the purpose of capital expenditures and the roles and responsibilities of departments and branches.

The Detail of Capital sections of this document provide the 2020-2021 budget for proposed Vote 2 capital projects in the 2020-2021 fiscal year.

Detailed information relevant to the Capital Estimates is provided in the following areas for each department, as applicable:

- Accounting Structure Chart (how the department's financial accounts are organized)
- Department Summary (including mission)
- Branch Summary (appropriation requirements by control object)
- Detail of Capital (by community)
- Information Items
- Regional Distribution of Budget

INTRODUCTION CONTINUED: THE 2020-2021 CAPITAL ESTIMATES

The financial information in the Capital Estimates is presented on a comparative basis at the government, department and branch level for 2019-2020 Capital Estimates and 2019-2020 Revised Estimates. The 2019-2020 Revised Estimates include the 2019-2020 Capital Estimates and appropriations approved through the 2019-2020 Supplementary Appropriation (Capital) Act No. 2 and Special Warrants. In addition, information on the 2018-2019 actual expenditures is provided.

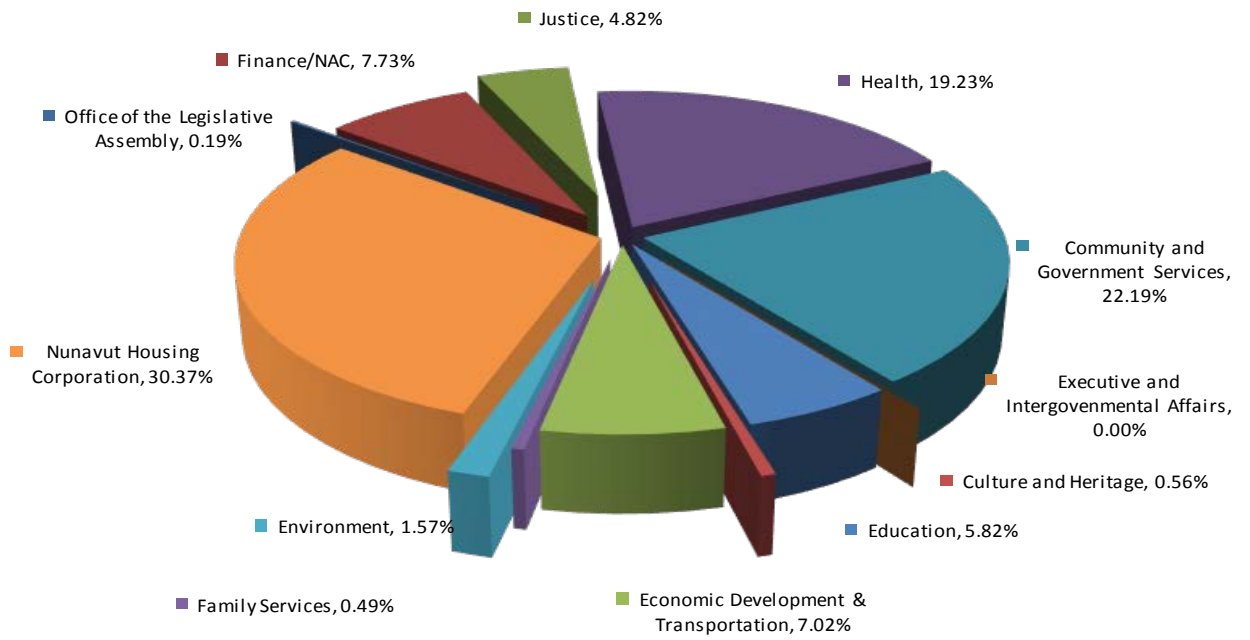
Appendices II and III provide details a list of projects appropriated in 2020-21 for the Government of Nunavut by department and community, respectively.

Appendix IV provides a detailed listing of the third party funding of capital projects to be completed by departments. It details the funding provided by the third party over the Five Year Capital Plan. In addition, it sets out the Vote 2 contribution of the Government of Nunavut to the total cost of the project.

Appendix V provides a listing of the completed major capital projects for fiscal year 2018-2019 by departments.

For further clarification of terms used in the Capital Estimates, please see the Glossary in Appendix I.

WHERE THE CAPITAL DOLLARS WILL BE SPENT



SUMMARY OF CAPITAL EXPENDITURES BY DEPARTMENT

CAPITAL EXPENDITURES	Capital Estimates 2020-2021 (\$000)	Revised Estimates 2019-2020 (\$000)	Capital Estimates 2019-2020 (\$000)	Actual Expenditures 2018-2019 (\$000)
Office of the Legislative Assembly	275	1,380	1,380	145
Executive and Intergovernmental Affairs	-	250	-	-
Finance (Nunavut Arctic College/QEC)	11,050	15,114	9,550	14,718
Family Services	700	4,529	1,200	2,677
Justice	6,900	11,792	3,900	1,928
Culture and Heritage	800	650	650	662
Education	8,330	37,870	20,080	34,192
Health	27,500	44,385	35,650	20,695
Environment	2,250	4,289	2,250	1,735
Community and Government Services	31,745	100,971	39,925	46,633
Economic Development and Transportation	10,035	27,989	15,779	27,982
Nunavut Housing Corporation	43,443	47,138	47,138	40,302
TOTAL CAPITAL	143,028	296,357	177,502	191,669

Note: The 2018-19 Actual Expenditures reported are Vote 2 items only.

SUMMARY OF CAPITAL EXPENDITURES BY REGION

	Headquarters	Qikiqtaaluk	Kivalliq	Kitikmeot	Total
	(\$000)	(\$000)	(\$000)	(\$000)	(\$000)
Office of the Legislative Assembly	275	-	-	-	275
Executive and Intergovernmental Affairs	-	-	-	-	-
Finance (Nunavut Arctic College/QEC)	2,550	-	-	8,500	11,050
Family Services	700	-	-	-	700
Justice	900	6,000	-	-	6,900
Culture and Heritage	800	-	-	-	800
Education	8,280	-	-	50	8,330
Health	5,000	13,200	9,300	-	27,500
Environment	250	1,480	245	275	2,250
Community and Government Services	19,274	11,021	550	900	31,745
Economic Development and Transportation	5,385	125	4,400	125	10,035
Nunavut Housing Corporation	38,371	2,462	1,530	1,080	43,443
TOTAL CAPITAL	81,785	34,288	16,025	10,930	143,028



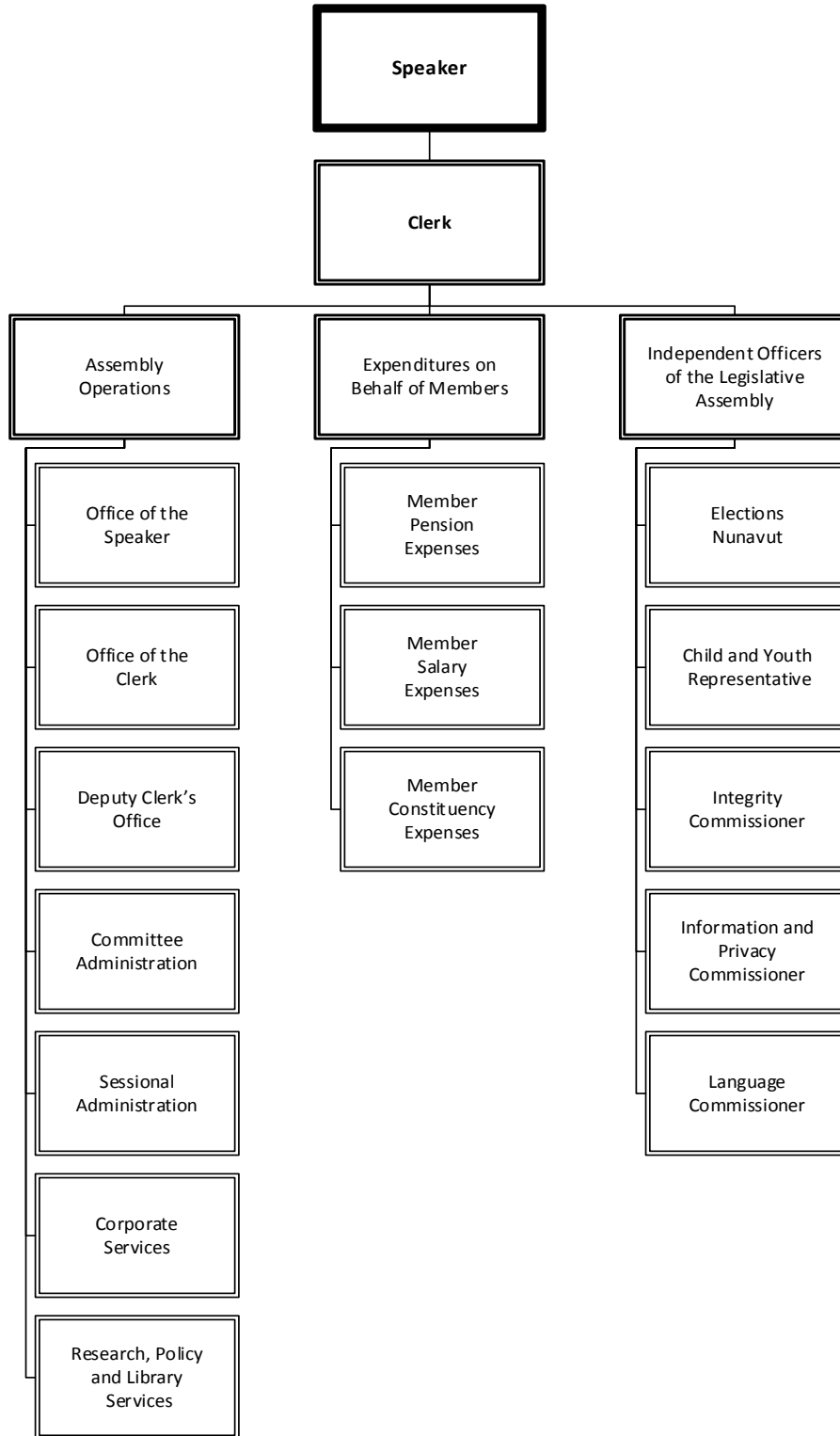


**OFFICE OF THE
LEGISLATIVE ASSEMBLY**

Simeon Mikkungwak
Speaker of the Legislative Assembly

John Quirke
Clerk of the Legislative Assembly

ACCOUNTING STRUCTURE CHART



MISSION

Consistent with Turaaqtavut, the governance traditions of Northern Canada and established principles of parliamentary democracy, the Office of the Legislative Assembly provides quality programs and services that support an environment in which Members can best fulfill their roles and responsibilities as elected representatives of Nunavummiut.

DETAIL OF EXPENDITURES

CAPITAL EXPENDITURES	Capital Estimates 2020-2021 (\$000)	Revised Estimates 2019-2020 (\$000)	Capital Estimates 2019-2020 (\$000)	Actual Expenditures 2018-2019 (\$000)
Grants and contributions	-	-	-	-
Tangible Assets	275	1,285	1,285	145
Computer Hardware and Software	-	95	95	-
TOTAL CAPITAL EXPENDITURES	275	1,380	1,380	145

ASSEMBLY OPERATIONS

The Office of the Clerk provides services to meet the needs of elected Members in the carrying out of their duties. These services include the provision of advice and support to the Speaker and Members on matters of parliamentary procedure and privilege; maintaining the papers and records of the Legislative Assembly; and recording and publishing the proceedings of the House. In addition, the Office is responsible for the provision of advice to committee and caucus of Chairs; and the provision of administrative and logistical support to committees and caucuses.

The Office of the Clerk administers the indemnity and allowance structure for Members including the budgets for holding sessions and meetings of standing and special committees. The Office administers support services for research, committee work, the legislative in-house library, communications and public affairs and corporate services.

CAPITAL EXPENDITURES	Capital Estimates 2020-2021 (\$000)	Revised Estimates 2019-2020 (\$000)	Capital Estimates 2019-2020 (\$000)	Actual Expenditures 2018-2019 (\$000)
Grants and contributions	-	-	-	-
Tangible Assets	275	1,220	1,220	145
Computer Hardware and Software	-	95	95	-
TOTAL CAPITAL EXPENDITURES	275	1,315	1,315	145

ASSEMBLY OPERATIONS

Project Name

Location

Type

Audio Visual and Hansard Upgrade

Iqaluit

Tangible Assets

INDEPENDENT OFFICERS OF THE LEGISLATIVE ASSEMBLY

The Office of the Legislative Assembly provides administrative support services to the Chief Electoral Officer, the Integrity Commissioner, the Languages Commissioner, the Information and Privacy Commissioner and the Representative for Children and Youth. These independent officers are appointed by the Commissioner of Nunavut on the recommendation of the Legislative Assembly. They report directly to the Legislative Assembly as a whole. The Chief Electoral Officer is responsible for the administration of Nunavut's territorial general elections and by-elections under the Nunavut Elections Act. The Integrity Commissioner advises the Members of the Legislative Assembly on the ethical performance of their official duties and administers a system of standards and accountability under the Integrity Act, including monitoring government compliance with the legislation. The Languages Commissioner has a broad range of responsibilities under the Official Languages Act, including monitoring government compliance with the legislation. The position also has responsibilities under the Inuit Language Protection Act. The Information and Privacy Commissioner has a broad range of responsibilities under the Access to Information and Protection of Privacy Act, including monitoring government compliance with the legislation. The Representative for Children and Youth has a broad range of responsibilities under the Representative for Children and Youth Act, including monitoring government compliance with the legislation.

CAPITAL EXPENDITURES	Capital Estimates 2020-2021 (\$000)	Revised Estimates 2019-2020 (\$000)	Capital Estimates 2019-2020 (\$000)	Actual Expenditures 2018-2019 (\$000)
Grants and contributions	-	-	-	-
Tangible Assets	-	65	65	-
Computer Hardware and Software	-	-	-	-
TOTAL CAPITAL EXPENDITURES	-	65	65	-

DISTRIBUTION OF CAPITAL BUDGET

	Headquarters (\$000)	Qikiqtaaluk (\$000)	Kivalliq (\$000)	Kitikmeot (\$000)	Total (\$000)
Grants and contributions	-	-	-	-	-
Tangible Assets	275	-	-	-	275
Computer Hardware and Software	-	-	-	-	-
TOTAL CAPITAL EXPENDITURES	275	-	-	-	275





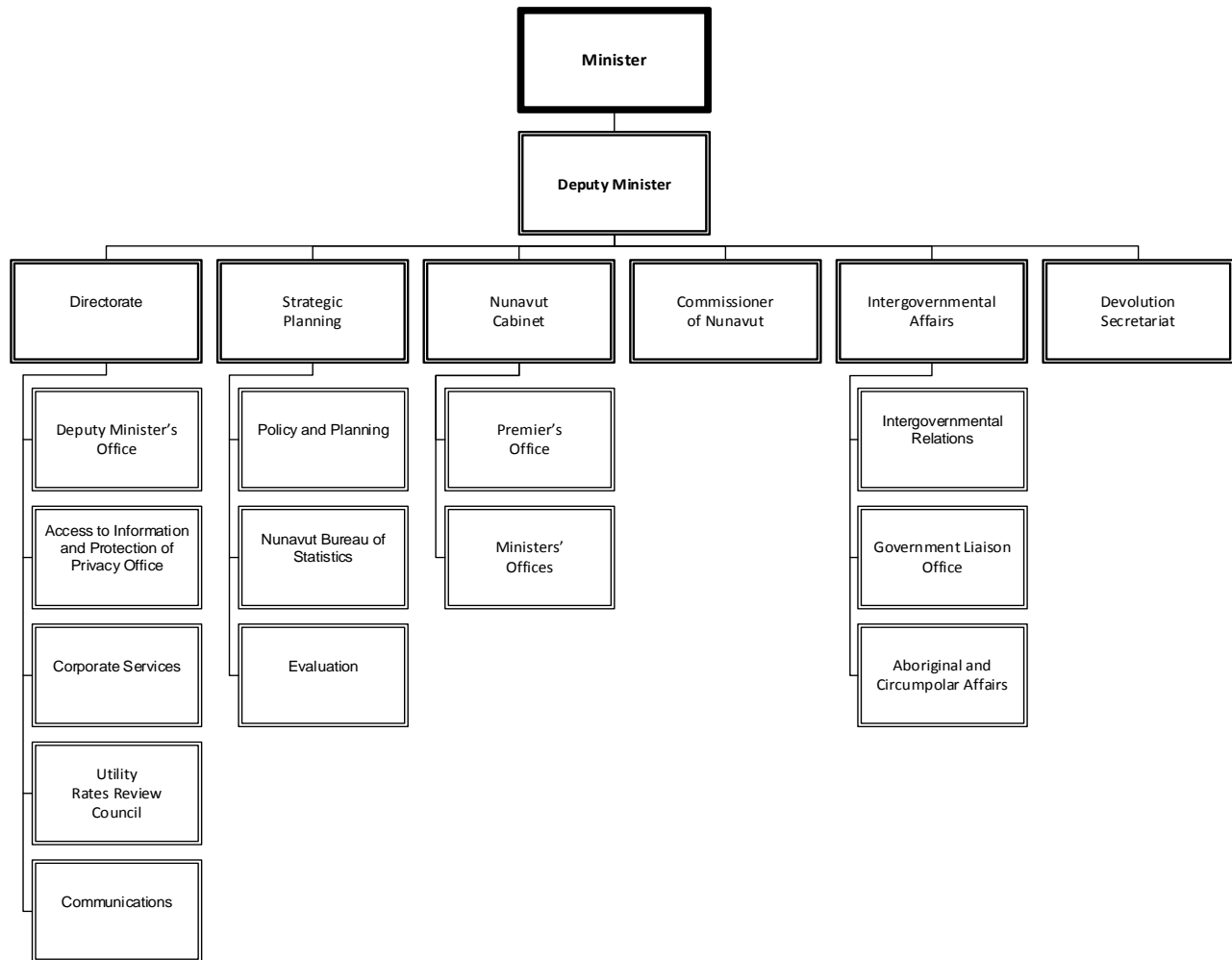
**EXECUTIVE AND
INTERGOVERNMENTAL AFFAIRS**

Joe Savikataaq
Minister

William Mackay
Deputy Minister

Vacant
Associate Deputy Minister

ACCOUNTING STRUCTURE CHART



MISSION

The Department of Executive and Intergovernmental Affairs supports the Premier and Cabinet in accomplishing the government's mandate and objectives.

As a central agency, the department provides advice to the Premier and Cabinet on a broad range of governmental issues. It leads interdepartmental coordination, information sharing and internal consultation for the Government of Nunavut line departments and agencies, which provide services directly to Nunavummiut.

The department has the lead responsibility for intergovernmental affairs particularly in supporting the Premier and coordinating Government of Nunavut positions on national, provincial, territorial, circumpolar and aboriginal issues.

DETAIL OF EXPENDITURES

CAPITAL EXPENDITURES	Capital Estimates 2020-2021 (\$000)	Revised Estimates 2019-2020 (\$000)	Capital Estimates 2019-2020 (\$000)	Actual Expenditures 2018-2019 (\$000)
Grants and contributions	-	-	-	-
Tangible Assets	-	250	-	-
Computer Hardware and Software	-	-	-	-
TOTAL CAPITAL EXPENDITURES	-	250	-	-

DIRECTORATE

The Directorate provides overall management and coordination of the activities and responsibilities of the Executive branch of government. As Secretary to Cabinet, the Deputy Minister provides both Cabinet and Ministerial support. The branch also provides leadership and consistent strategic communications planning to departments, as well as advisory services regarding Access to Information and Privacy Protection issues. It also supports the Senior Personnel Secretariat function.

CAPITAL EXPENDITURES	Capital Estimates 2020-2021 (\$000)	Revised Estimates 2019-2020 (\$000)	Capital Estimates 2019-2020 (\$000)	Actual Expenditures 2018-2019 (\$000)
Grants and contributions	-	-	-	-
Tangible Assets	-	250	-	-
Computer Hardware and Software	-	-	-	-
TOTAL CAPITAL EXPENDITURES	-	250	-	-







FINANCE

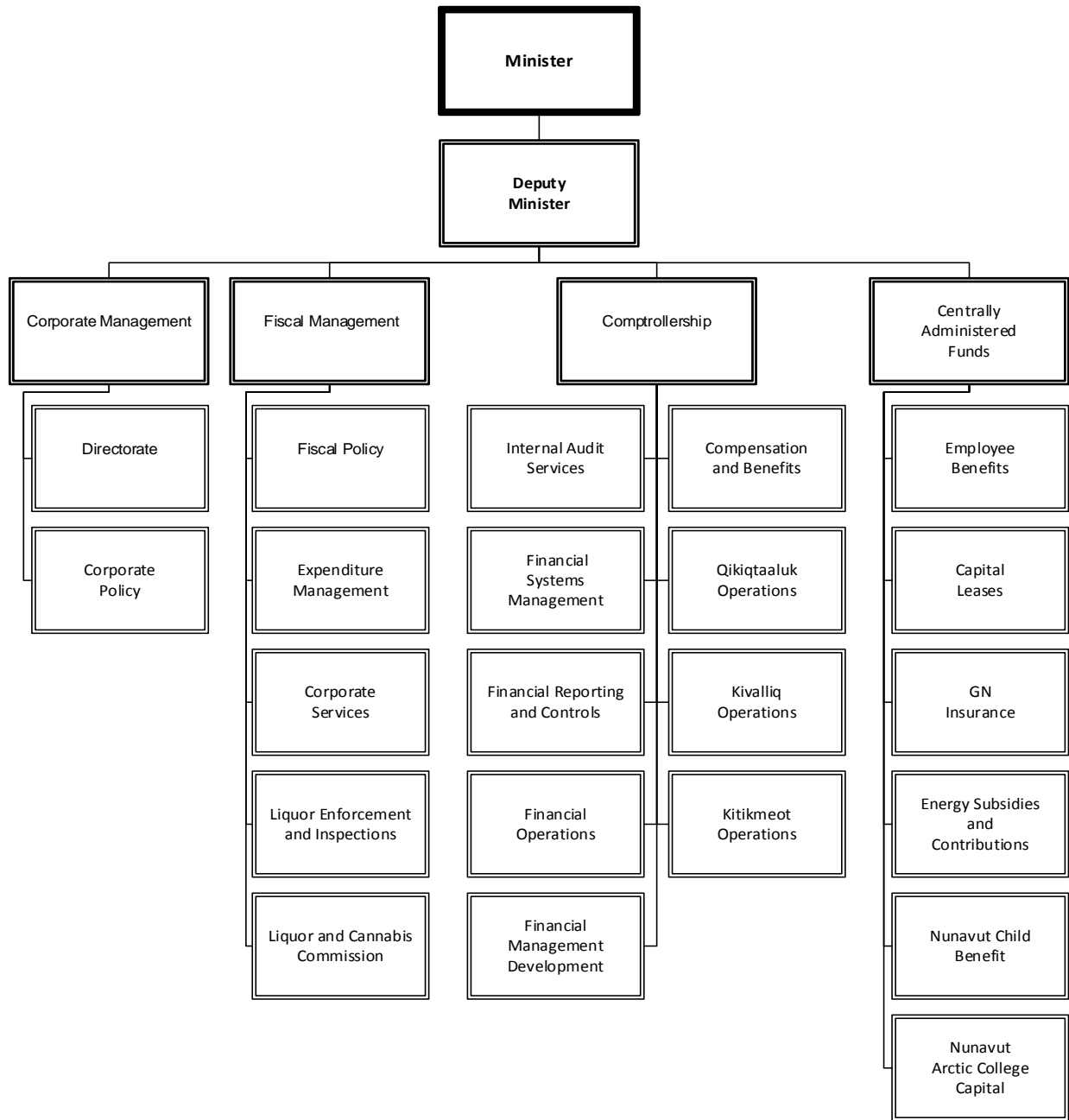
George Hickes
Minister

Vacant
Comptroller General

Jeff Chown
Deputy Minister

Dan Carlson
Assistant Deputy Minister

ACCOUNTING STRUCTURE CHART



MISSION

To provide direction and leadership to the Government of Nunavut to ensure fiscal responsibility and excellence in human resource management in order to create a secure base for Nunavut's economic growth, while promoting and maintaining public confidence in the prudence, propriety and integrity of government financial operations.

DETAIL OF EXPENDITURES

CAPITAL EXPENDITURES	Capital Estimates 2020-2021 (\$000)	Revised Estimates 2018-2019 (\$000)	Capital Estimates 2018-2019 (\$000)	Actual Expenditures 2017-2018 (\$000)
Grants and contributions	500	-	-	-
Tangible Assets	10,550	15,114	9,550	14,718
Computer Hardware and Software	-	-	-	-
TOTAL CAPITAL EXPENDITURES	11,050	15,114	9,550	14,718

CENTRALLY ADMINISTERED FUNDS

The Centrally Administered Funds branch includes Employee Benefits, Capital Lease, Insurance, Energy Subsidy and Nunavut Child Benefit programs. The branch ensures that a number of Government of Nunavut activities, assets and commitments are honoured and protected. It provides benefits for Government of Nunavut employees as well as energy subsidies and child tax benefits to Nunavummiut.

CAPITAL EXPENDITURES	Capital Estimates 2020-2021 (\$000)	Revised Estimates 2018-2019 (\$000)	Capital Estimates 2018-2019 (\$000)	Actual Expenditures 2017-2018 (\$000)
Grants and contributions	500	-	-	-
Tangible Assets	10,550	15,114	9,550	14,718
Computer Hardware and Software	-	-	-	-
TOTAL CAPITAL EXPENDITURES	11,050	15,114	9,550	14,718

CENTRALLY ADMINISTERED FUNDS

Project Name	Location	Type
Nunavut Artic College (See Chapter M, Nunavut Arctic College Information Item, for the list of projects)	Nunavut - Various	Tangible Assets
Qulliq Energy Corporation has been included under Finance Centrally funds for fiscal 2020-21 to establish a Streetlight Replacement project	Nunavut - Various	Grants and Contributions

DISTRIBUTION OF CAPITAL BUDGET

	Headquarters (\$000)	Qikiqtaaluk (\$000)	Kivalliq (\$000)	Kitikmeot (\$000)	Total (\$000)
Grants and contributions	500	-	-	-	500
Tangible Assets	2,050	-	-	8,500	10,550
Computer Hardware and Software	-	-	-	-	-
TOTAL CAPITAL EXPENDITURES	2,550	-	-	8,500	11,050







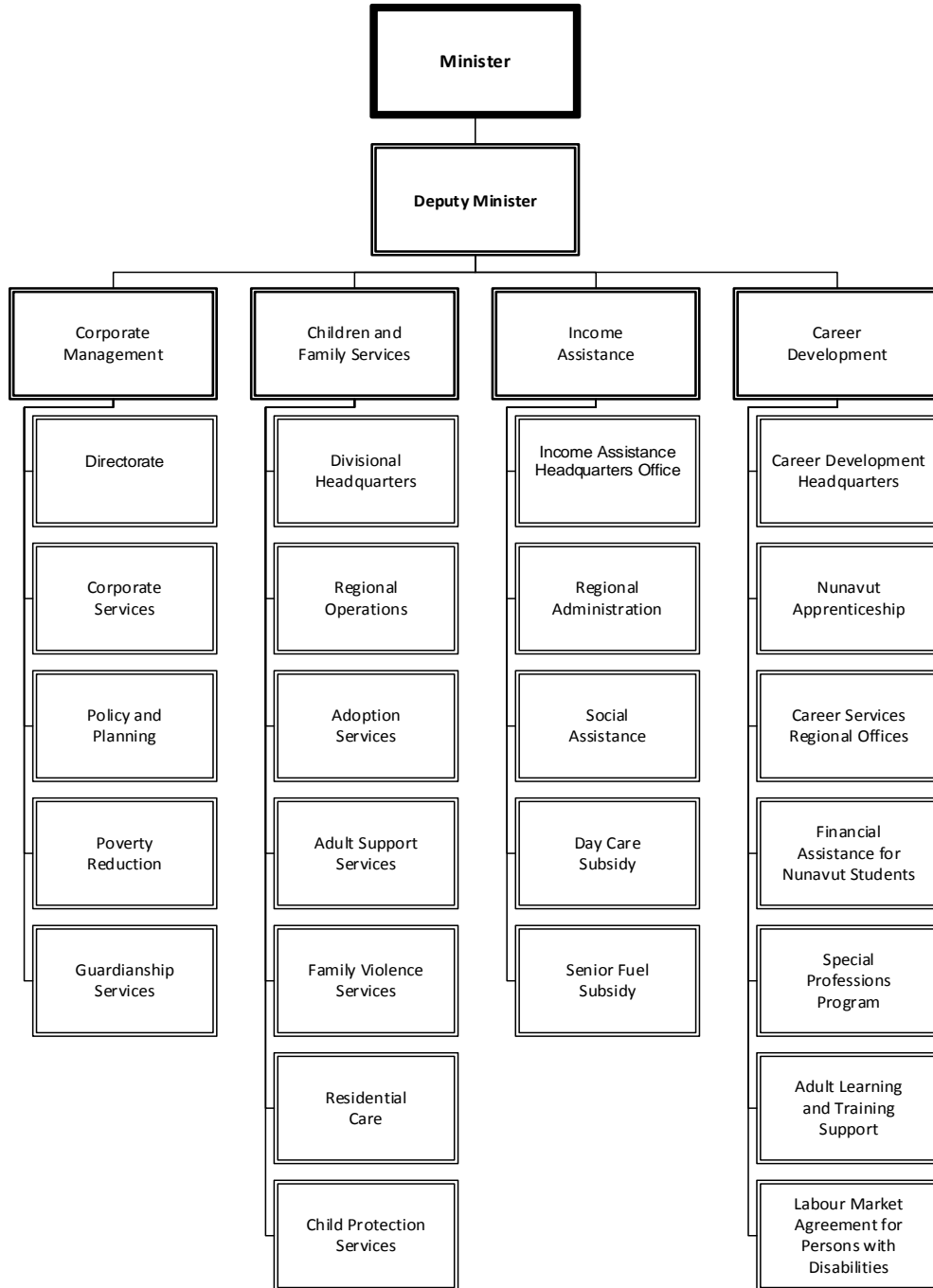
FAMILY SERVICES

Elisapee Sheutiapik
Minister

Yvonne Niego
Deputy Minister

Sol Vardy
Assistant Deputy Minister

ACCOUNTING STRUCTURE CHART



MISSION

The Department of Family Services provides a range of programs and services to support self-reliance within an environment where protection is provided to those who are vulnerable and where standards of living are comparable to national standards. Program delivery will be structured to reflect Inuit societal values and to respect Inuit traditional practices.

DETAIL OF EXPENDITURES

CAPITAL EXPENDITURES	Capital Estimates 2020-2021 (\$000)	Revised Estimates 2019-2020 (\$000)	Capital Estimates 2019-2020 (\$000)	Actual Expenditures 2018-2019 (\$000)
Grants and contributions	-	-	-	-
Tangible Assets	700	4,529	1,200	2,677
Computer Hardware and Software	-	-	-	-
TOTAL CAPITAL EXPENDITURES	700	4,529	1,200	2,677

CORPORATE MANAGEMENT

Corporate Management provides overall management support to the Department and advice to the Minister under the direction of the Deputy Minister. Corporate Management consists of the Deputy Minister, the Assistant Deputy Minister, the Corporate Services Division, the Policy and Planning Division and the Poverty Reduction Division. Corporate Management is responsible for coordinating strategic planning, providing leadership in the development of legislation and policy, communications, budget coordination, financial and human resource services and systems support; as well as overseeing the Public Guardianship program. Corporate Management also leads in the implementation of program performance measurement and evaluation and Inuit Employment Planning.

CAPITAL EXPENDITURES	Capital Estimates 2020-2021 (\$000)	Revised Estimates 2019-2020 (\$000)	Capital Estimates 2019-2020 (\$000)	Actual Expenditures 2018-2019 (\$000)
Grants and contributions	-	-	-	-
Tangible Assets	700	4,529	1,200	2,677
Computer Hardware and Software	-	-	-	-
TOTAL CAPITAL EXPENDITURES	700	4,529	1,200	2,677

CORPORATE MANAGEMENT

Project Name

Location

Type

Small Capital (\$250,000 or less)

Nunavut - Various

Tangible Assets

DISTRIBUTION OF CAPITAL BUDGET

	Headquarters (\$000)	Qikiqtaaluk (\$000)	Kivalliq (\$000)	Kitikmeot (\$000)	Total (\$000)
Grants and contributions	-	-	-	-	-
Tangible Assets	700	-	-	-	700
Computer Hardware and Software	-	-	-	-	-
TOTAL CAPITAL EXPENDITURES	700	-	-	-	700







JUSTICE

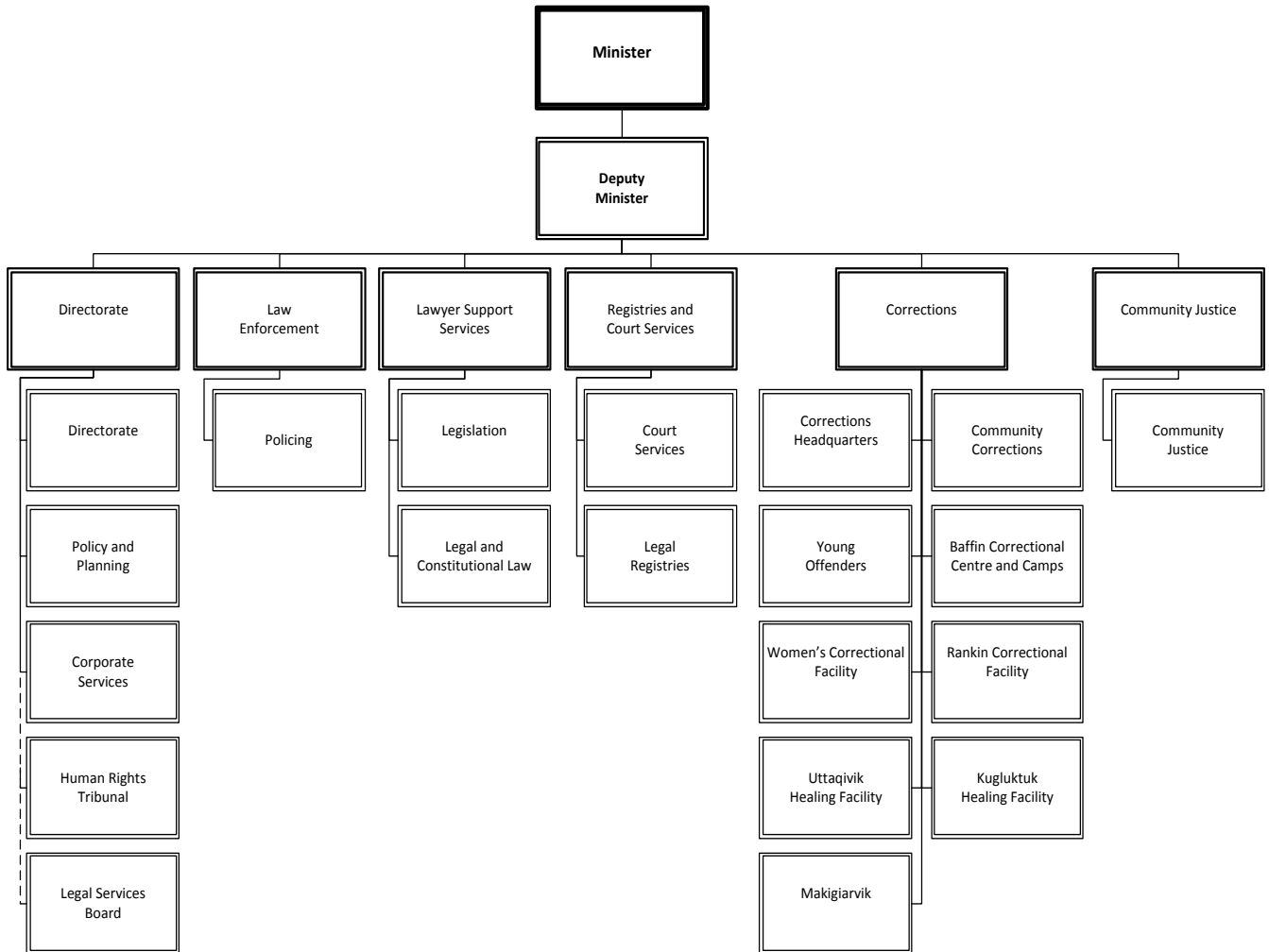
Jeannie Ehloak
Minister

Vacant
Assistant Deputy Attorney General

Simon Awa
Deputy Minister
Deputy Attorney General

Riita Strickland
Assistant Deputy Minister

ACCOUNTING STRUCTURE CHART



MISSION

In partnership with others, to administer a system of justice that integrates Inuit societal values and protects the rights and freedoms of the people of Nunavut.

DETAIL OF EXPENDITURES

CAPITAL EXPENDITURES	Capital Estimates 2020-2021 (\$000)	Revised Estimates 2019-2020 (\$000)	Capital Estimates 2019-2020 (\$000)	Actual Expenditures 2018-2019 (\$000)
Grants and contributions	-	-	-	-
Tangible Assets	6,900	11,792	3,900	1,928
Computer Hardware and Software	-	-	-	-
TOTAL CAPITAL EXPENDITURES	6,900	11,792	3,900	1,928

DIRECTORATE

The Directorate is comprised of three divisions: Directorate, Corporate Services and Policy and Planning. The Directorate provides the senior management capacity for the department and ensures that Justice fulfills its mandate according to specific goals, objectives and priorities. Also, the Directorate liaises between the Government of Nunavut and the Royal Canadian Mounted Police and other Justice appointed committees and agencies. It also oversees the Office of the Public Trustee which provides for the administration of trusts on behalf of minors, and the administration of estates and trusts of Nunavut residents who die without a will or who are in need of protection because of disability. The Policy and Planning division is responsible for analyzing all departmental policies, justice consultations with other communities and governments, access to information/protection and privacy, and responses to justice issues. In addition, the division is responsible for coordinating the department's Inuit societal values. The Corporate Services division provides a full range of financial and administrative support services to the department, including negotiating for funding with third parties and participating in negotiations relating to federal/territorial agreements. Corporate Services division is responsible for the departmental Inuit Employment Plan. The division also oversees the financial aspects of the Territorial Policing Agreement, as well as providing contributions to the Legal Services Board and the Human Rights Tribunal for their operations in Nunavut.

CAPITAL EXPENDITURES	Capital Estimates 2020-2021 (\$000)	Revised Estimates 2019-2020 (\$000)	Capital Estimates 2019-2020 (\$000)	Actual Expenditures 2018-2019 (\$000)
Grants and contributions	-	-	-	-
Tangible Assets	900	1,541	900	1,060
Computer Hardware and Software	-	-	-	-
TOTAL CAPITAL EXPENDITURES	900	1,541	900	1,060

DIRECTORATE

Project Name

Location

Type

Minor Capital

Nunavut - Various

Tangible Assets

REGISTRIES AND COURT SERVICES

Registries and Court Services is comprised of two divisions: Court Services and Legal Registries. The Court Services Division is responsible for the provision of support services for the Nunavut Court of Justice. It also administers the Justice of the Peace program (including the Family Abuse Intervention Act Justices of the Peace), Coroners program, Family Support Enforcement program, and Commissioners for Oaths and Notaries Public program. Contributed services are provided by Courts to operate the Labour Standards Board, Nunavut Criminal Code Review Board and administration of the Residential Tenancies Act. The Legal Registries Division is responsible for administering certain corporate and commercial laws, which involves managing the land titles office, personal property security registry, corporate registry, and securities registry.

DETAIL OF CAPITAL	Capital Estimates 2020-2021 (\$000)	Revised Estimates 2019-2020 (\$000)	Capital Estimates 2019-2020 (\$000)	Actual Expenditures 2018-2019 (\$000)
Grants and contributions	-	-	-	-
Tangible Assets	-	-	-	68
Computer Hardware and Software	-	-	-	-
TOTAL CAPITAL EXPENDITURES	-	-	-	68

CORRECTIONS

The primary purpose of Corrections is the protection of members of society by ensuring appropriate measures of offender control while at the same time providing offenders with opportunities for healing. Corrections administer programs that include adult and young offenders' institutions, on-the-land camps and alternative homes (i.e. open custody). The division also administers the Inuit cultural skills programs that assist adult and youth offenders in developing traditional skills. The Community Corrections (probation) program supervises offenders placed on probation or released from institutions on parole or early release.

DETAIL OF CAPITAL	Capital Estimates 2020-2021 (\$000)	Revised Estimates 2019-2020 (\$000)	Capital Estimates 2019-2020 (\$000)	Actual Expenditures 2018-2019 (\$000)
Grants and contributions	-	-	-	-
Tangible Assets	6,000	10,251	3,000	800
Computer Hardware and Software	-	-	-	-
TOTAL CAPITAL EXPENDITURES	6,000	10,251	3,000	800

CORRECTIONS

Project Name

Location

Type

Qikiqtani Correctional Healing Centre

Iqaluit

Tangible Assets

DISTRIBUTION OF CAPITAL BUDGET

	Headquarters (\$000)	Qikiqtaaluk (\$000)	Kivalliq (\$000)	Kitikmeot (\$000)	Total (\$000)
Grants and contributions	-	-	-	-	-
Tangible Assets	900	6,000	-	-	6,900
Computer Hardware and Software	-	-	-	-	-
TOTAL CAPITAL EXPENDITURES	900	6,000	-	-	6,900





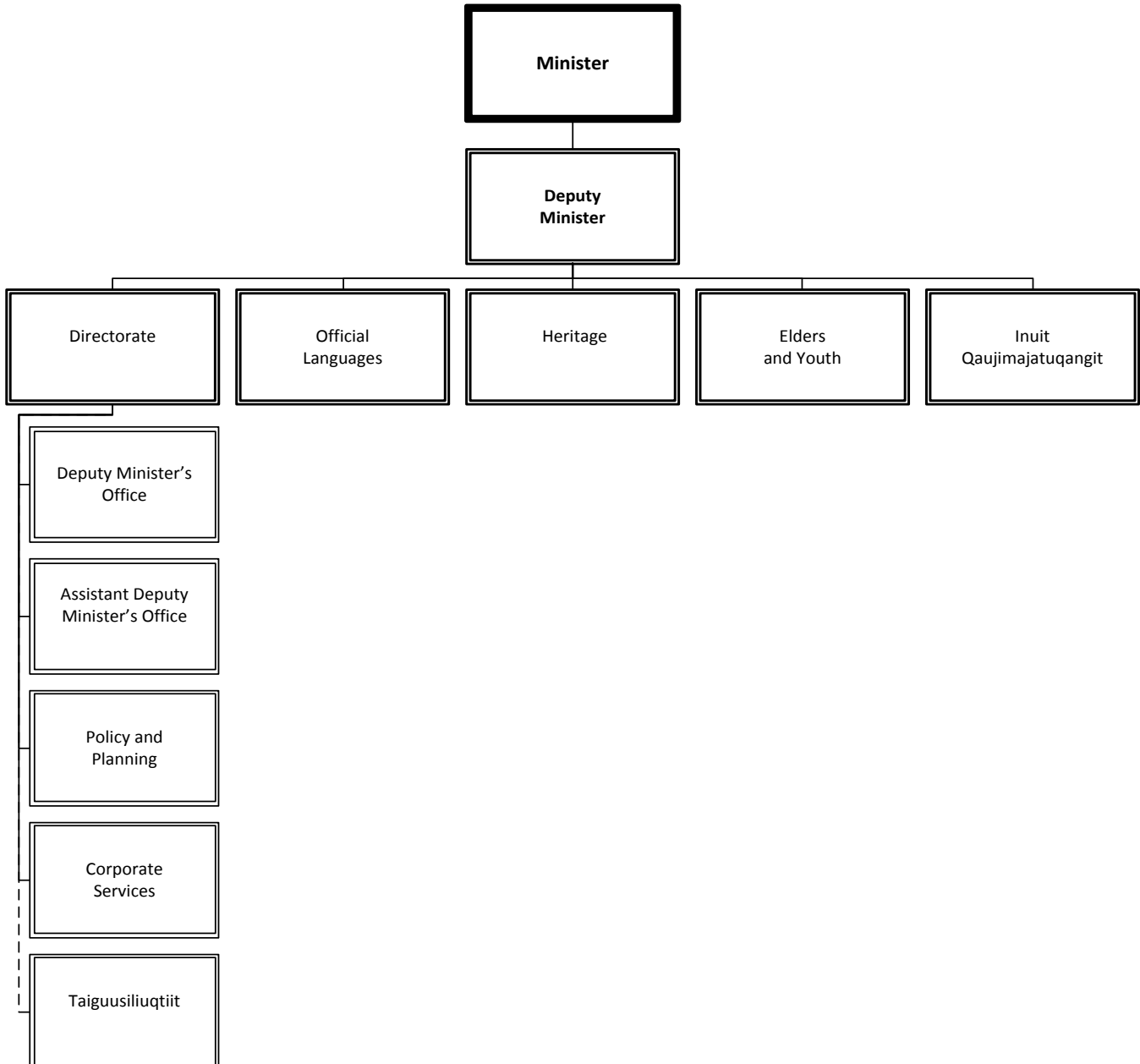
CULTURE AND HERITAGE

David Joanasie
Minister

Teresa Hughes
Deputy Minister

Gideonie Joamie
Assistant Deputy Minister

ACCOUNTING STRUCTURE CHART



MISSION

The mission of the Department of Culture and Heritage is to preserve and enhance Nunavut’s culture, heritage and languages. The department achieves its mission by promoting Inuit Societal Values through the application of Inuit Qaujimajatuqangit; promoting the use of Inuit language in the workplace and throughout the territory; promoting access to information and resource materials in Nunavut’s official languages in all communities; assisting non-profit, community-based organizations and individuals in cultural, language, and heritage activities; enhancing public library services across Nunavut; and encouraging on-going dialogue between elders and youth and the government.

DETAIL OF EXPENDITURES

CAPITAL EXPENDITURES	Capital Estimates 2020-2021 (\$000)	Revised Estimates 2019-2020 (\$000)	Capital Estimates 2019-2020 (\$000)	Actual Expenditures 2018-2019 (\$000)
Grants and contributions	500	500	500	500
Tangible Assets	300	150	150	162
Computer Hardware and Software	-	-	-	-
TOTAL CAPITAL EXPENDITURES	800	650	650	662

DIRECTORATE

The Directorate provides overall leadership and management support to the department under the direction of the Deputy Minister who, as the administrative head of the department, makes recommendations to the Minister about goals, objectives and standards for all programs and services. The administrative mandate includes strategic planning, resource allocation, development of legislation and policy, budget coordination, communications, capital planning, financial services, and Inuit employment and human resource planning and development.

CAPITAL EXPENDITURES	Capital Estimates 2020-2021 (\$000)	Revised Estimates 2019-2020 (\$000)	Capital Estimates 2019-2020 (\$000)	Actual Expenditures 2018-2019 (\$000)
Grants and contributions	500	500	500	500
Tangible Assets	300	150	150	162
Computer Hardware and Software	-	-	-	-
TOTAL CAPITAL EXPENDITURES	800	650	650	662

DIRECTORATE

Project Name	Location	Type
Heritage Facilities	Nunavut - Various	Grants and contributions
Small Capital (\$250,000 or less)	Nunavut - Various	Tangible Assets

DISTRIBUTION OF CAPITAL BUDGET

	Headquarters (\$000)	Qikiqtaaluk (\$000)	Kivalliq (\$000)	Kitikmeot (\$000)	Total (\$000)
Grants and contributions	500	-	-	-	500
Tangible Assets	300	-	-	-	300
Computer Hardware and Software	-	-	-	-	-
TOTAL CAPITAL EXPENDITURES	800	-	-	-	800







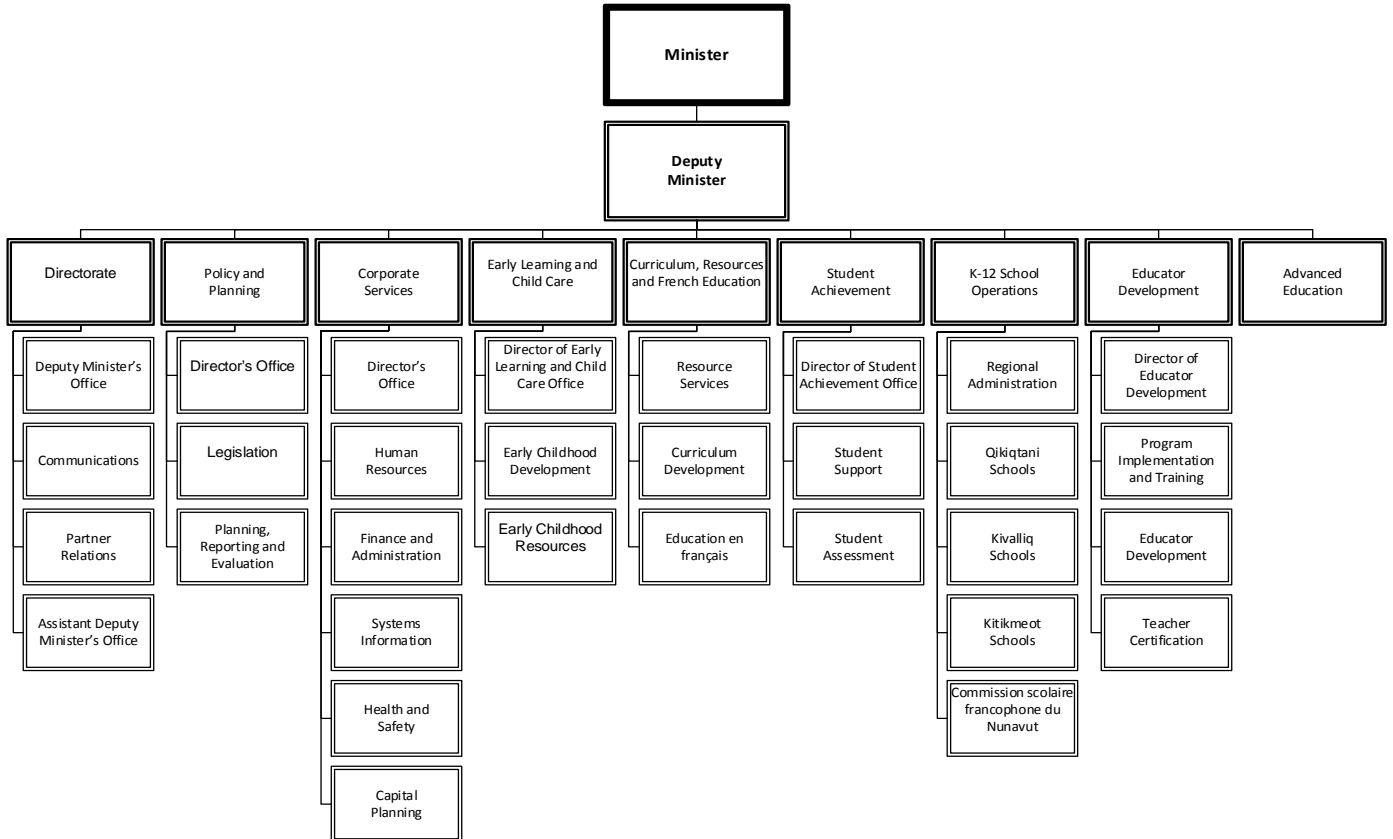
EDUCATION

David Joanasié
Minister

Kathy Okpik
Deputy Minister

Tracey MacMillan
Assistant Deputy Minister

ACCOUNTING STRUCTURE CHART



MISSION

The Department of Education, under the Minister of Education, is responsible for programs and services that support the following: early childhood education, the K-12 school system, adult learning and literacy.

A wide range of programs and services are provided to Nunavummiut that encourage and support self-reliance, leading individuals towards productive decisions for themselves and their communities. In order to successfully deliver these programs and meet the needs of Nunavummiut, the department has developed partnerships within Nunavut and throughout Canada. These partnerships involve Elders, schools, communities, Nunavut Arctic College, District Education Authorities including the Commission scolaire francophone du Nunavut, the Coalition of Nunavut District Education Authorities, other Government of Nunavut departments, the federal government, businesses and Inuit organizations, and public and non-profit boards and agencies.

Life-long learning is also supported and encouraged through curriculum and resource development, early childhood programming, administration and governance of adult learning, and by incorporating Inuit societal values as well as language and culture into all programs and services.

DETAIL OF EXPENDITURES

CAPITAL EXPENDITURES	Capital Estimates 2020-2021 (\$000)	Revised Estimates 2019-2020 (\$000)	Capital Estimates 2019-2020 (\$000)	Actual Expenditures 2018-2019 (\$000)
Grants and contributions	-	-	-	-
Tangible Assets	7,330	36,565	19,080	33,226
Computer Hardware and Software	1,000	1,305	1,000	966
TOTAL CAPITAL EXPENDITURES	8,330	37,870	20,080	34,192

CORPORATE SERVICES

Corporate Services provides strategic financial management and oversees development, design and planning of capital infrastructure projects as well as facility and vehicle management. The division provides a full range of administrative support services to the department in the areas of strategic human resources including orientation, staffing, corporate training and programming. Corporate Services also provides health and safety support services and information technology/information system supports in the areas of system planning, database management, and system analysis.

CAPITAL EXPENDITURES	Capital Estimates 2020-2021 (\$000)	Revised Estimates 2019-2020 (\$000)	Capital Estimates 2019-2020 (\$000)	Actual Expenditures 2018-2019 (\$000)
Grants and contributions	-	-	-	-
Tangible Assets	7,330	36,565	19,080	33,226
Computer Hardware and Software	1,000	1,305	1,000	966
TOTAL CAPITAL EXPENDITURES	8,330	37,870	20,080	34,192

CORPORATE SERVICES

Project Name	Location	Type
New School	Kugaruk	Tangible Assets
Busses	Nunavut - Various	Tangible Assets
Small Capital	Nunavut - Various	Tangible Assets
On-going Life Cycle	Nunavut - Various	Tangible Assets
IT Infrastructure	Nunavut - Various	Computer Hardware and Software

DISTRIBUTION OF CAPITAL BUDGET

	Headquarters (\$000)	Qikiqtaaluk (\$000)	Kivalliq (\$000)	Kitikmeot (\$000)	Total (\$000)
Grants and contributions	-	-	-	-	-
Tangible Assets	7,280	-	-	50	7,330
Computer Hardware and Software	1,000	-	-	-	1,000
TOTAL CAPITAL EXPENDITURES	8,280	-	-	50	8,330







HEALTH

George Hickes
Minister

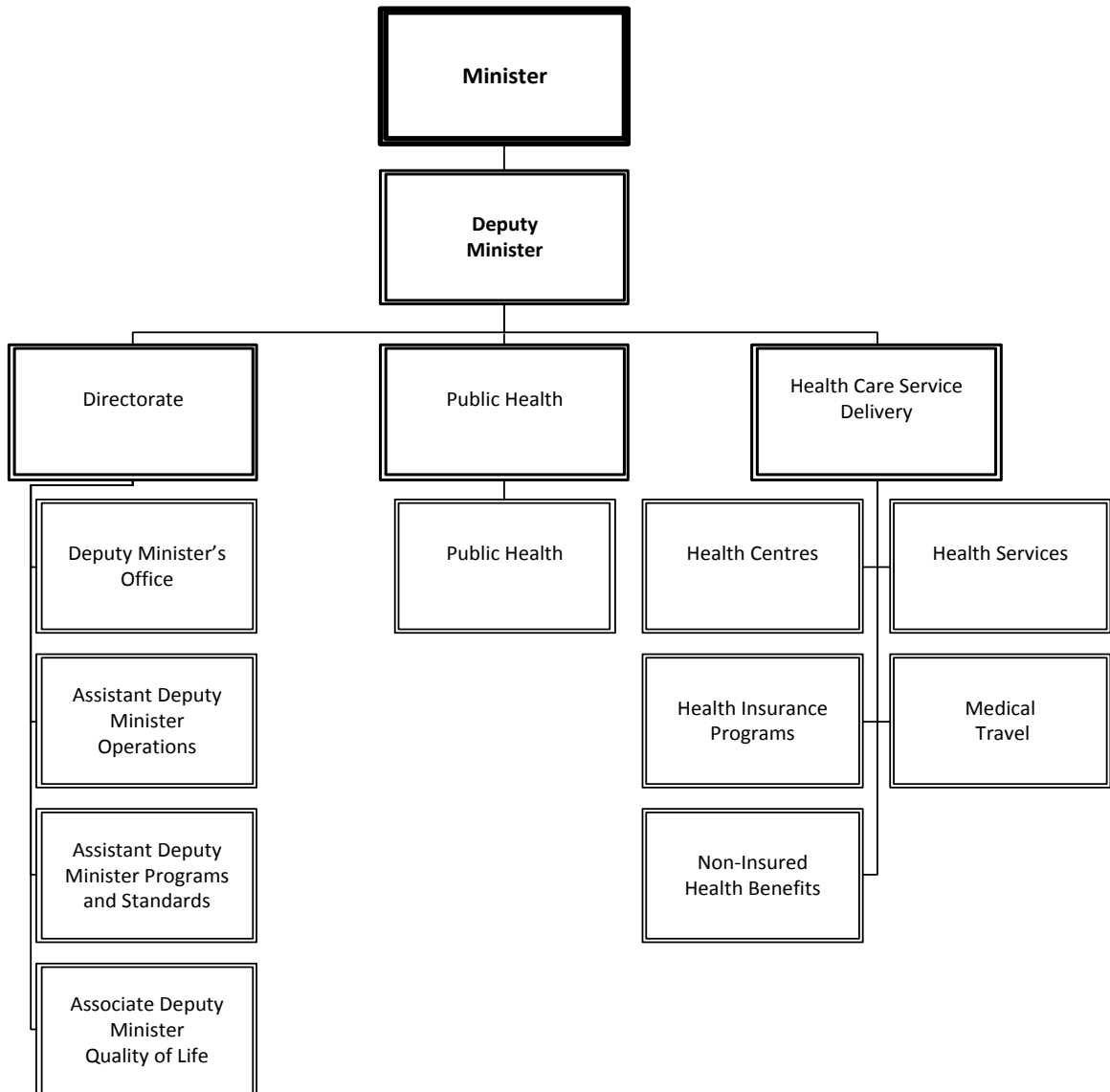
Vacant
Assistant Deputy Minister
Operations

Ruby Brown
Deputy Minister

Tom Sidebottom
Assistant Deputy Minister
Programs and Standards

Kimberly Masson
Associate Deputy Minister

ACCOUNTING STRUCTURE CHART



MISSION

Through collaboration, innovation and integration of Inuit Societal Values, we will provide excellent health care services that empower Nunavummiut to live healthy lives.

DETAIL OF EXPENDITURES

CAPITAL EXPENDITURES	Capital Estimates 2020-2021 (\$000)	Revised Estimates 2019-2020 (\$000)	Capital Estimates 2019-2020 (\$000)	Actual Expenditures 2018-2019 (\$000)
Grants and contributions	-	-	-	-
Tangible Assets	27,500	44,385	35,650	20,695
Computer Hardware and Software	-	-	-	-
TOTAL CAPITAL EXPENDITURES	27,500	44,385	35,650	20,695

DIRECTORATE

The Directorate Branch provides overall management support and advice to the Minister, under the direction of the Deputy Minister. The branch is also responsible for strategic planning, providing leadership in the development of policy and legislation, communications, budget coordination, financial services, capital planning, human resource development planning and systems support. Leadership and coordination in the areas of professional practice standards, nursing, regional service delivery, and overall departmental quality assurance are also key functions of this branch.

CAPITAL EXPENDITURES	Capital Estimates 2020-2021 (\$000)	Revised Estimates 2019-2020 (\$000)	Capital Estimates 2019-2020 (\$000)	Actual Expenditures 2018-2019 (\$000)
Grants and contributions	-	-	-	-
Tangible Assets	27,500	44,385	35,650	20,695
Computer Hardware and Software	-	-	-	-
TOTAL CAPITAL EXPENDITURES	27,500	44,385	35,650	20,695

DIRECTORATE

Project Name	Location	Type
Replace Health Centre	Cape Dorset	Tangible Assets
Replace Health Centre	Sanikiluaq	Tangible Assets
Addictions and Trauma Centre	Iqaluit	Tangible Assets
Senior's Long term Care Facility	Rankin Inlet	Tangible Assets
On-going Lifecycle	Nunavut - Various	Tangible Assets
Small Capital (\$250,000 or less)	Nunavut - Various	Tangible Assets

DISTRIBUTION OF CAPITAL BUDGET

	Headquarters (\$000)	Qikiqtaaluk (\$000)	Kivalliq (\$000)	Kitikmeot (\$000)	Total (\$000)
Grants and contributions	-	-	-	-	-
Tangible Assets	5,000	13,200	9,300	-	27,500
Computer Hardware and Software	-	-	-	-	-
TOTAL CAPITAL EXPENDITURES	5,000	13,200	9,300	-	27,500







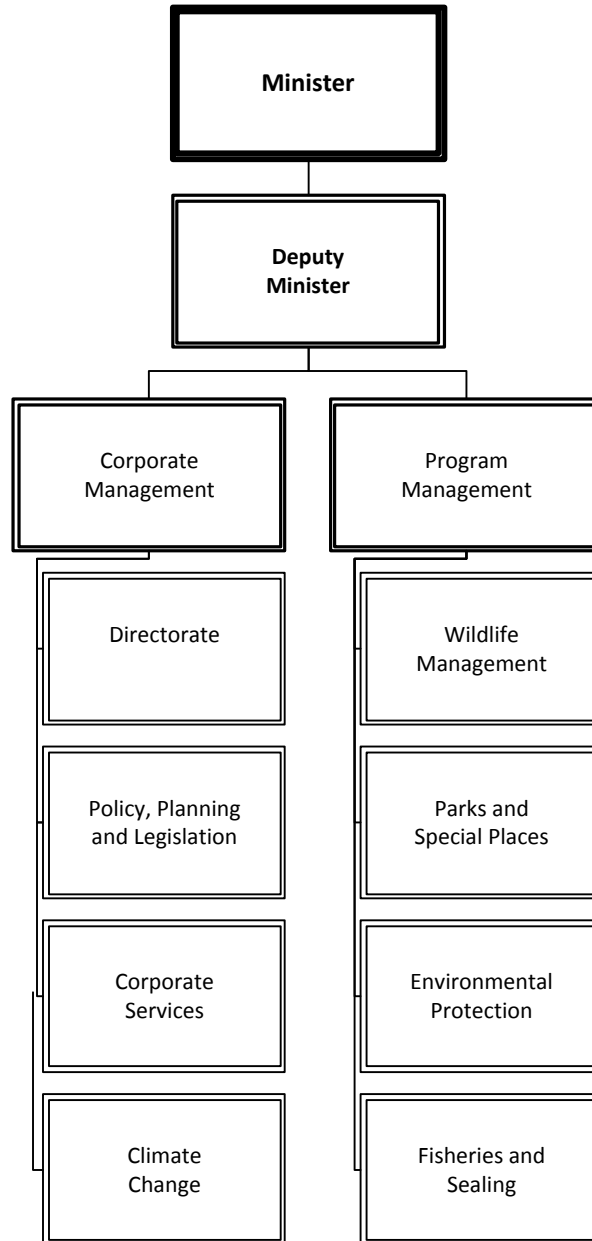
ENVIRONMENT

Joe Savikataaq
Minister

Jimmy Noble Jr.
Deputy Minister

Steve Pinksen
Assistant Deputy Minister

ACCOUNTING STRUCTURE CHART



MISSION

Through avatimik kamattianiq (environmental stewardship), the Department of Environment, in partnership with others, protects the environment (land, air, water), parks, and wildlife by promoting the sustainable use of these renewable resources.

DETAIL OF EXPENDITURES

	Capital Estimates 2020-2021 (\$000)	Revised Estimates 2019-2020 (\$000)	Capital Estimates 2019-2020 (\$000)	Actual Expenditures 2018-2019 (\$000)
CAPITAL EXPENDITURES				
Grants and contributions	-	-	-	-
Tangible Assets	2,250	4,289	2,250	1,735
Computer Hardware and Software	-	-	-	-
TOTAL CAPITAL EXPENDITURES	2,250	4,289	2,250	1,735

PROGRAM MANAGEMENT

The Program Management branch is responsible for the development and delivery of programs in areas of land, wildlife and resource management, parks and environmental protection, fisheries and sealing. This support is available to people, stakeholder organizations, and the private sector. The branch’s four divisions: Parks and Special Places, Environmental Protection, Fisheries and Sealing, and Wildlife Management, are responsible for supporting the core functions of the government through research, policy and legislation development, regulatory process, strategic planning, financial management, communications, program evaluation, and support to the Deputy Minister and Minister.

CAPITAL EXPENDITURES	Capital Estimates 2020-2021 (\$000)	Revised Estimates 2019-2020 (\$000)	Capital Estimates 2019-2020 (\$000)	Actual Expenditures 2018-2019 (\$000)
Grants and contributions	-	-	-	-
Tangible Assets	2,250	4,289	2,250	1,735
Computer Hardware and Software	-	-	-	-
TOTAL CAPITAL EXPENDITURES	2,250	4,289	2,250	1,735

PROGRAM MANAGEMENT

Project Name	Location	Type
Small Capital (\$250,000 or less)	Nunavut - Various	Tangible Assets
Wildlife Office Renovations	Nunavut - Various	Tangible Assets

DISTRIBUTION OF CAPITAL BUDGET

	Headquarters (\$000)	Qikiqtaaluk (\$000)	Kivalliq (\$000)	Kitikmeot (\$000)	Total (\$000)
Grants and contributions	-	-	-	-	-
Tangible Assets	250	1,480	245	275	2,250
Computer Hardware and Software	-	-	-	-	-
TOTAL CAPITAL EXPENDITURES	250	1,480	245	275	2,250







**COMMUNITY AND
GOVERNMENT SERVICES**

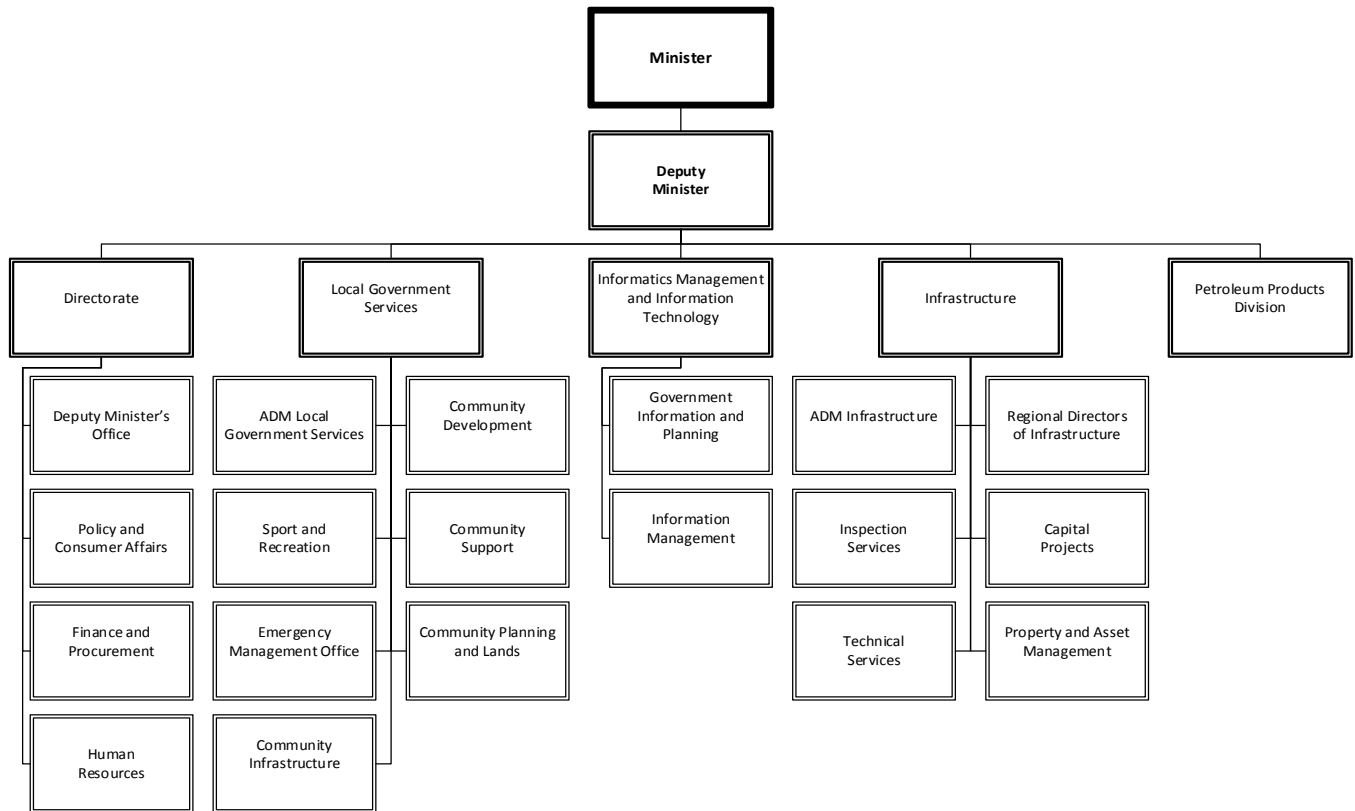
Lorne Kusugak
Minister

Eiryn Devereaux
Assistant Deputy Minister
Infrastructure

Constance Hourie
Deputy Minister

Kyle Seeley
Acting Assistant Deputy Minister
Local Government Services

ACCOUNTING STRUCTURE CHART



MISSION

Community and Government Services works in partnership with community governments and assists them in building their capacity so that they can meet the needs of their residents. We provide programs and funding that support core municipal operations, infrastructure development and land development. Support is provided to ensure that training for councils and municipal employees is available. In addition, Community and Government Services, through the Sports and Recreation section is responsible for the promotion, development and delivery of amateur sport, recreation and physical activity opportunities for Nunavummiut.

Community and Government Services provides a range of central services to other government departments and agencies to support the efficient and effective operation of their programs and services. Such services include procurement, sealift logistics and contract services; property management and maintenance; technical and project management related to infrastructure construction and information and communication technology and records management.

Community and Government Services is also responsible for services directly related to the public. That includes fire safety promotion, inspection and training; inspection and enforcement of technical and safety standards on electrical and mechanical equipment and installations; building code inspection and enforcement; emergency management services including search and rescue coordination and training; consumer affairs and acquisition and distribution of petroleum products for communities. These services require direct contact with municipal governments, the business community and the public.

DETAIL OF EXPENDITURES

CAPITAL EXPENDITURES	Capital Estimates 2020-2021 (\$000)	Revised Estimates 2019-2020 (\$000)	Capital Estimates 2019-2020 (\$000)	Actual Expenditures 2018-2019 (\$000)
Grants and contributions	24,095	68,545	19,506	40,879
Tangible Assets	4,150	28,650	17,919	4,906
Computer Hardware and Software	3,500	3,776	2,500	848
TOTAL CAPITAL EXPENDITURES	31,745	100,971	39,925	46,633

LOCAL GOVERNMENT SERVICES

The Local Government Services Branch consists of the following sections: Assistant Deputy Minister's Office, Community Development, Community Support, Community Planning and Lands, Sport and Recreation, Emergency Management Office and Community Infrastructure Divisions.

Community Development and Community Support provide training and development opportunities to municipal council members and staff and monitors and evaluates municipal operations. Community Planning and Lands provides technical and financial support to communities for land-use planning. Regional offices deliver community support programs and services. Sport and Recreation is responsible for the promotion, development and delivery of amateur sport, physical activity recreation opportunities for Nunavummiut. The Division also coordinates Nunavut's participation in Major Games such as Arctic Winter Games, Canada Winter and Summer Games, Western Canada Summer Games and the North American Indigenous Games. The Emergency Management Office is responsible for the provision of search and rescue operations and emergency preparedness. Community Infrastructure supports community governments with capital planning and lifecycle management of municipal infrastructure. The Division works with the Nunavut Community Infrastructure Advisory Committee to support the identification of community capital infrastructure plans and priorities and supports communities in developing and maintaining Integrated Community Sustainability Plans. The Division is directly responsible for the implementation, management and reporting required under the Gas Tax Fund, the Building Canada Fund and other Infrastructure Canada programs.

CAPITAL EXPENDITURES	Capital Estimates 2020-2021 (\$000)	Revised Estimates 2019-2020 (\$000)	Capital Estimates 2019-2020 (\$000)	Actual Expenditures 2018-2019 (\$000)
Grants and contributions	24,095	68,545	19,506	40,879
Tangible Assets	-	10,597	7,869	947
Computer Hardware and Software	3,500	3,776	2,500	848
TOTAL CAPITAL EXPENDITURES	27,595	82,918	29,875	42,674

LOCAL GOVERNMENT SERVICES

Project Name	Location	Type
Fire Hall	Arctic Bay	Grants and Contributions
City of Iqaluit Contribution Agreement	Iqaluit	Grants and Contributions
Utilidor System	Rankin Inlet	Grants and Contributions
Arena Upgrades	Nunavut - Various	Grants and Contributions
Fire Trucks Replacement	Nunavut - Various	Grants and Contributions
Small Communities Fund Administration	Nunavut - Various	Grants and Contributions
Small Capital (\$250,000 or less)	Nunavut - Various	Grants and Contributions
Municipal Green Infrastructure Fund	Nunavut - Various	Grants and Contributions
Solid Waste Facilities – Bundle 1	Nunavut - Various	Grants and Contributions
Solid Waste Facilities – Bundle 3	Nunavut - Various	Grants and Contributions
South Baffin Energy Management Plan	Nunavut - Various	Grants and Contributions
Planning Studies	Nunavut - Various	Tangible Assets
Communication Technology Infrastructure Upgrades	Nunavut - Various	Computer Hardware and Software

PETROLEUM PRODUCTS DIVISION

The Petroleum Products section, through a revolving fund, coordinates the commercial procurement and distribution of petroleum products to 25 communities in Nunavut. The fund provides working capital to finance inventory, accounts receivable and operating expenses. The section's operating expenses are recovered through a price structure that ensures a break-even operation.

CAPITAL EXPENDITURES	Capital Estimates 2020-2021 (\$000)	Revised Estimates 2019-2020 (\$000)	Capital Estimates 2019-2020 (\$000)	Actual Expenditures 2018-2019 (\$000)
Grants and contributions	-	-	-	-
Tangible Assets	4,150	18,053	10,050	3,959
Computer Hardware and Software	-	-	-	-
TOTAL CAPITAL EXPENDITURES	4,150	18,053	10,050	3,959

PETROLEUM PRODUCTS DIVISION

Project Name	Location	Type
Bulk Fuel Storage Capacity Increase	Gjoa Haven	Tangible Assets
Tank Farm Code Compliance	Nunavut - Various	Tangible Assets

DISTRIBUTION OF CAPITAL BUDGET

	Headquarters (\$000)	Qikiqtaaluk (\$000)	Kivalliq (\$000)	Kitikmeot (\$000)	Total (\$000)
Grants and contributions	12,524	11,021	550	-	24,095
Tangible Assets	3,250	-	-	900	4,150
Computer Hardware and Software	3,500	-	-	-	3,500
TOTAL CAPITAL EXPENDITURES	19,274	11,021	550	900	31,745







**ECONOMIC DEVELOPMENT
AND TRANSPORTATION**

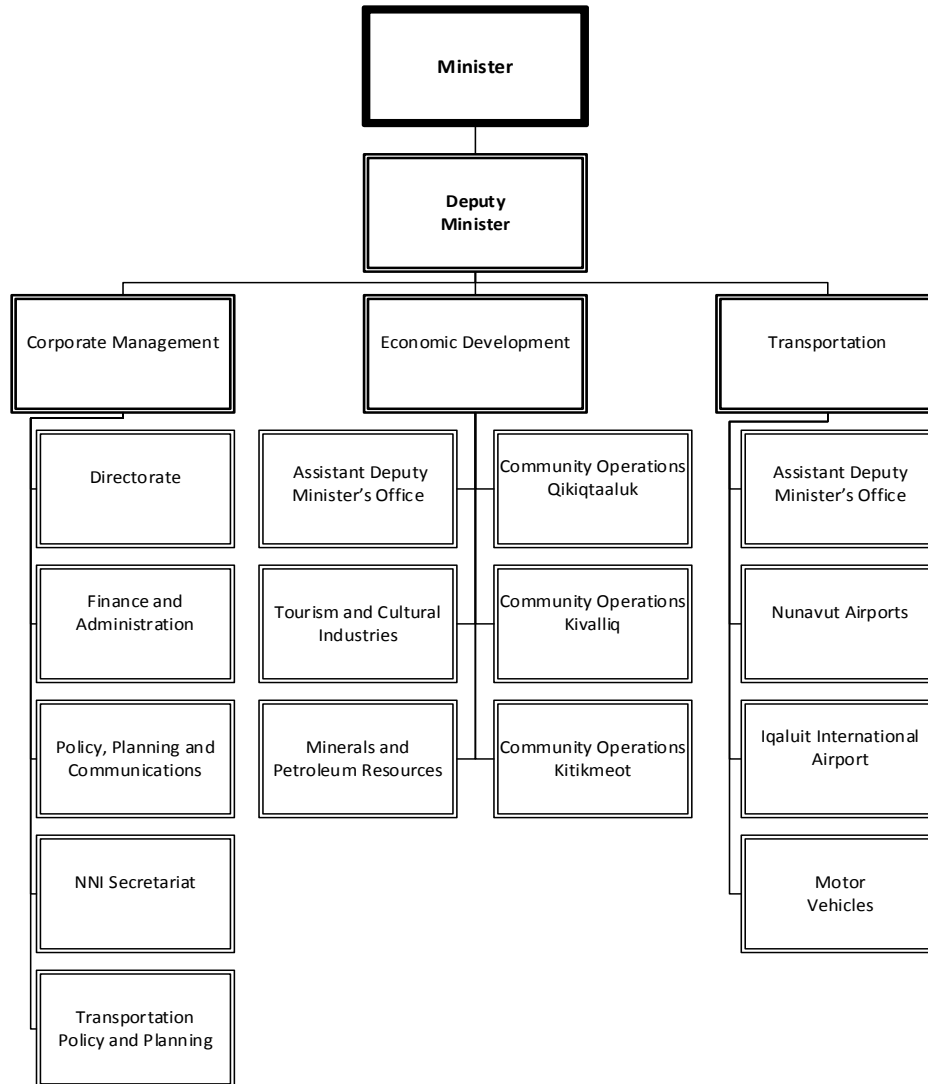
David Akeeagok
Minister

Vacant
Assistant Deputy Minister
Economic Development

Bernie MacIsaac
Deputy Minister
Jimi Onalik
Associate Deputy Minister

John Hawkins
Assistant Deputy Minister
Transportation

ACCOUNTING STRUCTURE CHART



MISSION

Working in partnership to support Nunavummiut in stimulating and strengthening the economy, and to ensure the safe and effective movement of people, goods, and knowledge.

DETAIL OF EXPENDITURES

CAPITAL EXPENDITURES	Capital Estimates 2020-2021 (\$000)	Revised Estimates 2019-2020 (\$000)	Capital Estimates 2019-2020 (\$000)	Actual Expenditures 2018-2019 (\$000)
Grants and contributions	500	500	500	481
Tangible Assets	9,535	27,489	15,279	27,501
Computer Hardware and Software	-	-	-	-
TOTAL CAPITAL EXPENDITURES	10,035	27,989	15,779	27,982

TRANSPORTATION

The Assistant Deputy Minister for Transportation has the overall responsibility for transportation operations. The Transportation branch includes Motor Vehicles, Nunavut Airports and Iqaluit International Airport divisions.

CAPITAL EXPENDITURES	Capital Estimates 2020-2021 (\$000)	Revised Estimates 2019-2020 (\$000)	Capital Estimates 2019-2020 (\$000)	Actual Expenditures 2018-2019 (\$000)
Grants and contributions	500	500	500	481
Tangible Assets	9,535	27,395	15,279	27,136
Computer Hardware and Software	-	-	-	-
TOTAL CAPITAL EXPENDITURES	10,035	27,895	15,779	27,617

TRANSPORTATION

Project Name	Location	Type
Air Terminal Building	Chesterfield Inlet	Tangible Assets
Air Terminal Building	Naujaat	Tangible Assets
Air Terminal Building	Kimmirut	Tangible Assets
Air Terminal Building	Kugluktuk	Tangible Assets
Air Terminal Building	Whale Cove	Tangible Assets
Air Terminal Building Expansion	Rankin Inlet	Tangible Assets
Kivalliq Inter-Community Road Study	Kivalliq - Various	Tangible Assets
International Airport Improvements (P3)	Iqaluit	Tangible Assets
Transportation Equipment and Facilities	Nunavut - Various	Tangible Assets
Small Capital (\$250,000 or less)	Nunavut - Various	Tangible Assets
Small Craft Harbours	Nunavut - Various	Grants and Contributions

ECONOMIC DEVELOPMENT

The Assistant Deputy Minister for Economic Development has the overall responsibility for leading the strategic direction and promotion of economic development in Nunavut. Economic Development includes Minerals and Petroleum Resources, Tourism and Cultural Industries, and Community Operations divisions.

CAPITAL EXPENDITURES	Capital Estimates 2020-2021 (\$000)	Revised Estimates 2019-2020 (\$000)	Capital Estimates 2019-2020 (\$000)	Actual Expenditures 2018-2019 (\$000)
Grants and contributions	-	-	-	-
Tangible Assets	-	94	-	365
Computer Hardware and Software	-	-	-	-
TOTAL CAPITAL EXPENDITURES	-	94	-	365

DISTRIBUTION OF CAPITAL BUDGET

	Headquarters (\$000)	Qikiqtaaluk (\$000)	Kivalliq (\$000)	Kitikmeot (\$000)	Total (\$000)
Grants and contributions	500	-	-	-	500
Tangible Assets	4,885	125	4,400	125	9,535
Computer Hardware and Software	-	-	-	-	-
Total operations and maintenance	5,385	125	4,400	125	10,035





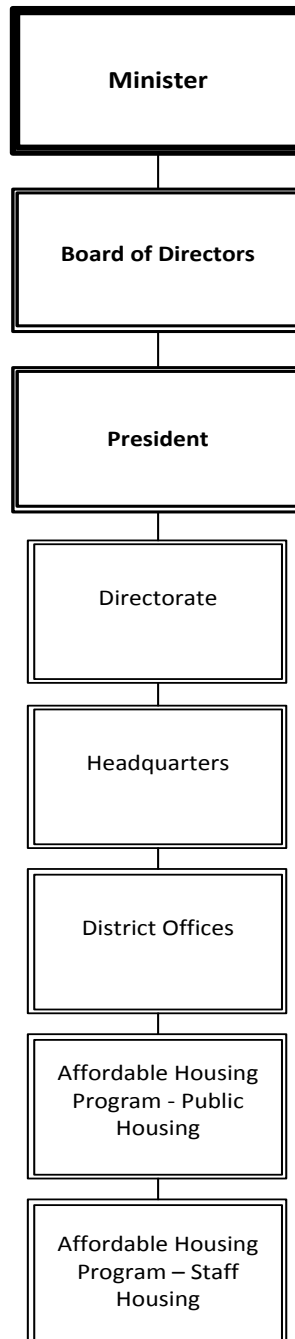
ᑎᓄᓐᓂᓐ ᑕᓄᓐ ᑕᓄᓐ ᑕᓄᓐ ᑕᓄᓐ

Patterk Neter
Minister

Bob Leonard
Chair

Terry Audla
President

ACCOUNTING STRUCTURE CHART



MISSION

To provide opportunities for all residents of Nunavut to have homes that support a healthy, secure, independent and dignified lifestyle through working with our communities to allow them to assume the role of providing housing to Nunavummiut.

DETAIL OF EXPENDITURES

CAPITAL EXPENDITURES	Capital Estimates 2020-2021 (\$000)	Revised Estimates 2019-2020 (\$000)	Capital Estimates 2019-2020 (\$000)	Actual Expenditures 2018-2019 (\$000)
Grants and contributions	43,443	47,138	47,138	40,302
Tangible Assets	-	-	-	-
Computer Hardware and Software	-	-	-	-
TOTAL CAPITAL EXPENDITURES	43,443	47,138	47,138	40,302

NUNAVUT HOUSING CORPORATION

The Nunavut Housing Corporation provides public and staff rental housing, homeownership, renovation programs and related services to Nunavummiut, with the assistance of our partners, the Local Housing Organizations. The contributions to the corporation shown on this page are the Government of Nunavut's share only and this is the amount voted by the Legislative Assembly. The corporation receives additional funding through contributions provided from the Canada Mortgage and Housing Corporation, tenant rentals and other income.

CAPITAL EXPENDITURES	Capital Estimates 2020-2021 (\$000)	Revised Estimates 2019-2020 (\$000)	Capital Estimates 2019-2020 (\$000)	Actual Expenditures 2018-2019 (\$000)
Grants and contributions	43,443	47,138	47,138	40,302
Tangible Assets	-	-	-	-
Computer Hardware and Software	-	-	-	-
TOTAL CAPITAL EXPENDITURES	43,443	47,138	47,138	40,302

NUNAVUT HOUSING CORPORATION

Project Name	Location	Type
Fire Damage Replacement	Nunavut - Various	Grants and Contributions
Heating Oil Tank Replacement Program	Nunavut - Various	Grants and Contributions
Homeownership Programs	Nunavut - Various	Grants and Contributions
LHO Workshop Warehouse & Administrative Offices	Nunavut - Various	Grants and Contributions
Mobile Equipment	Nunavut - Various	Grants and Contributions
Modernization and Improvement / Retrofit - GN Funds	Nunavut - Various	Grants and Contributions
Housing	Nunavut - Various	Grants and Contributions
Public Housing Units	Nunavut - Various	Grants and Contributions
Senior and Disabled Preventative Maintenance Program	Nunavut - Various	Grants and Contributions
Staff Housing Units	Nunavut - Various	Grants and Contributions

DISTRIBUTION OF CAPITAL BUDGET

	Headquarters (\$000)	Qikiqtaaluk (\$000)	Kivalliq (\$000)	Kitikmeot (\$000)	Total (\$000)
Grants and contributions	38,371	2,462	1,530	1,080	43,443
Tangible Assets	-	-	-	-	-
Computer Hardware and Software	-	-	-	-	-
TOTAL CAPITAL EXPENDITURES	38,371	2,462	1,530	1,080	43,443





NUNAVUNMI
INIRNIRIT
ILIHARVIAT

COLLÈGE
DE L'ARCTIQUE
DU NUNAVUT



ᓄᓇᓴᓴᓴ
ᓴᓴᓴᓴᓴᓴᓴᓴᓴ

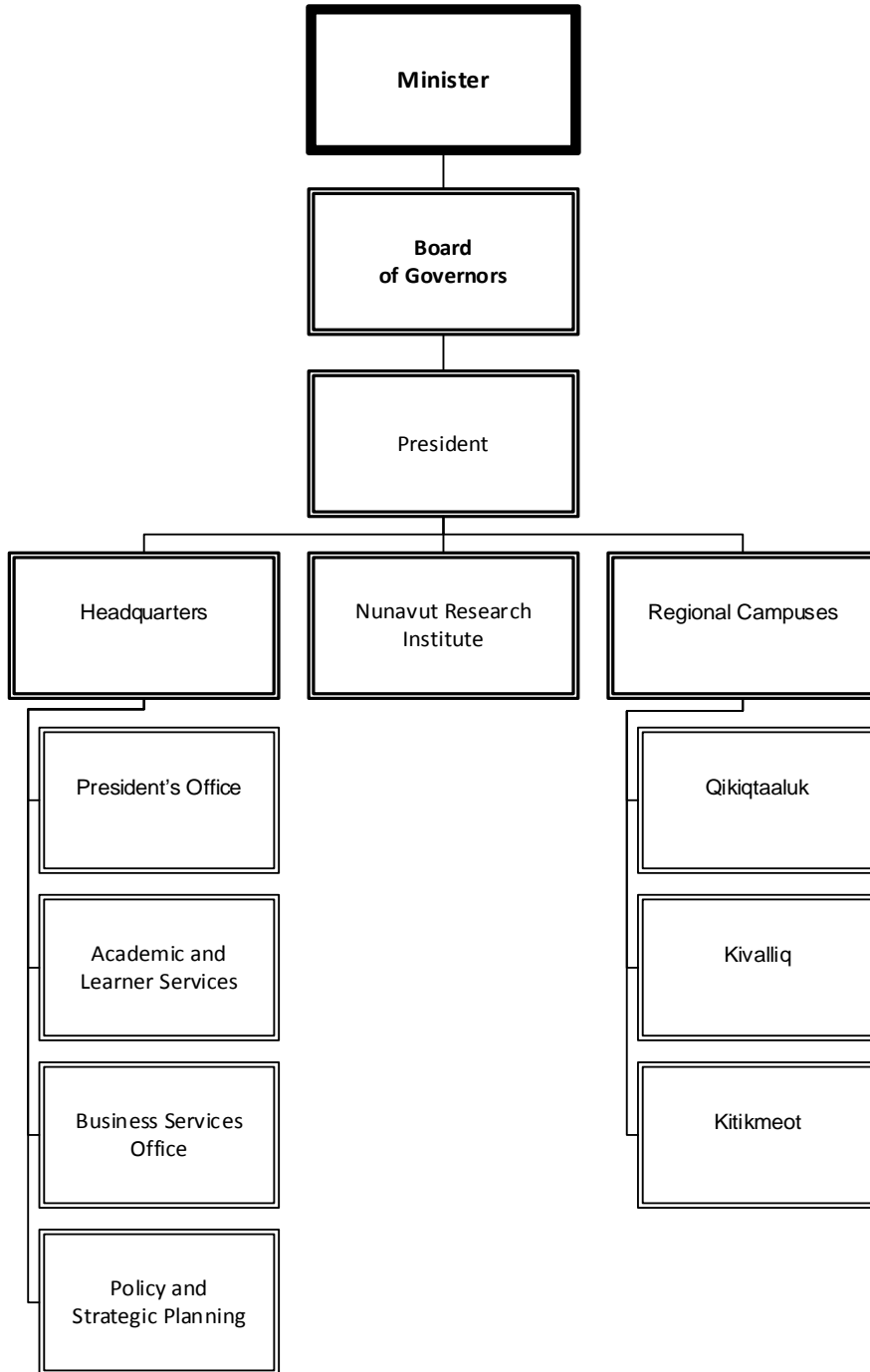
NUNAVUT
ARCTIC
COLLEGE

Patterk Netser
Minister

Sue Ball
Chair

Pauloosie Suvega
President

ACCOUNTING STRUCTURE CHART



MISSION

To strengthen the people and communities of Nunavut by providing life-long learning opportunities for adult Nunavummiut by appropriately delivering high quality career programs developed with input from our partners throughout the Arctic and Canada, and by making the benefits of Inuit traditional knowledge and southern science more accessible.

DETAIL OF EXPENDITURES

CAPITAL EXPENDITURES	Capital Estimates 2020-2021 (\$000)	Revised Estimates 2019-2020 (\$000)	Capital Estimates 2019-2020 (\$000)	Actual Expenditures 2018-2019 (\$000)
Grants and contributions	-	-	-	-
Tangible Assets	10,550	15,114	9,550	14,718
Computer Hardware and Software	-	-	-	-
TOTAL CAPITAL EXPENDITURES	10,550	15,114	9,550	14,718

HEADQUARTERS

The President's Office (Iqaluit) supports the Board of Governors and is responsible for the overall direction and management of the college. It includes the Vice President position, which is responsible for the delivery of the academic and learner services.

The Policy and Strategic Planning Division oversees the policy development, strategic planning and public affairs at Nunavut Arctic College. This includes providing support to the President's Office regarding changes to administration, legislation, policies, and plans for the College.

The Business Services Office (Iqaluit) is responsible for the delivery of finance, human resource, registrar, capital planning and information technology services. The Office also has staff in Clyde River, Cambridge Bay, Arviat and Rankin Inlet.

CAPITAL EXPENDITURES	Capital Estimates 2020-2021 (\$000)	Revised Estimates 2019-2020 (\$000)	Capital Estimates 2019-2020 (\$000)	Actual Expenditures 2018-2019 (\$000)
Grants and contributions	-	-	-	-
Tangible Assets	10,550	15,114	9,550	14,718
Computer Hardware and Software	-	-	-	-
TOTAL CAPITAL EXPENDITURES	10,550	15,114	9,550	14,718

HEADQUARTERS

Project Name	Location	Type
Kitikmeot Campus Facility Development	Cambridge Bay	Tangible Assets
IT Infrastructure	Nunavut - Various	Tangible Assets
On - Going Lifecycle	Nunavut - Various	Tangible Assets
Small Capital (\$250,000 or less)	Nunavut - Various	Tangible Assets

DISTRIBUTION OF CAPITAL BUDGET

	Headquarters (\$000)	Qikiqtaaluk (\$000)	Kivalliq (\$000)	Kitikmeot (\$000)	Total (\$000)
Grants and contributions	-	-	-	-	-
Tangible Assets	2,050	-	-	8,500	10,550
Computer Hardware and Software	-	-	-	-	-
TOTAL CAPITAL EXPENDITURES	2,050	-	-	8,500	10,550







**APPENDIX I:
GLOSSARY**



GLOSSARY

Accounting Structure Chart	Departmental structure starting with the Minister, Deputy Minister(s), Branch and Division levels consistent with the classification of accounts.
Appropriation	Authority contained in an Act to incur expenditure.
Branch	Departments are further subdivided into Branches.
Branch Summary	Describes the major responsibilities and summarizes capital expenditures for the Branch.
Budget	An estimate of proposed expenditures for a given period and the proposed means (revenue estimates) of financing those expenditures.
Capital Asset	Physical property used in the operations of the government, and not intended for sale. Capital assets will have a useful life of one year or longer.
Capital Expenditures	Government expenditures for the purchase or construction of a capital asset; an outlay that increases the expected useful life of an existing capital asset; planning and study costs related to capital asset acquisition or construction; or grants and contributions to other agencies for the purpose of capital acquisition or construction.
Capital Lease	A lease agreement for real property where the benefits and risks have been substantially transferred to the government, even though ownership remains with the lessor.
Capital Projects	Projects established for the purchase or construction of Capital Assets. A capital project includes a purchase of land or equipment and/or the construction of a building or other facility; planning and study costs related to capital asset acquisition or construction; or grants and contributions to other agencies for the purpose of capital acquisition or construction.
Contribution	A conditional transfer of appropriated funds to a public agency, community government or other organization that is accountable to the government for the use of the funds and fulfillment of the objectives for which the funding is provided.

GLOSSARY

Department	Organizational entity, established by Cabinet to deliver programs and services within a specified mandate.
Department Summary	Describes the Mission or purpose, and summarizes the Detail of Expenditures for each Department.
Detail of Capital	A listing of the capital projects by Standard Object and geographic area within a Branch.
Estimates	The estimate of expenditures and revenues approved by the Legislative Assembly for all government departments.
Fiscal Year	A consecutive twelve-month period designated as the reporting year of a government or organization. The Government of Nunavut's fiscal year starts April 1 and ends March 31 of the following calendar year.
Grant	An unconditional transfer of appropriated funds to a public agency, group or organization for which the recipient is, with the exception of meeting the eligibility criteria for the grant, not accountable to the government.
Objects of Expenditure	Votes and Items of expenditure are broken down into greater detail termed Control, Standard, and Detailed Objects of expenditure. In the Capital Estimates, expenditures are presented within three Standard Objects of Expenditure: <ul style="list-style-type: none">- Grants and Contributions- Tangible Assets- Computer Hardware and Software
Regions	Geographical sub-divisions of Nunavut for administrative purposes.
Vote	A category of expenditure according to its intended use (e.g. Vote 1 – Operations and Maintenance, Vote 2 – Capital).



**APPENDIX II:
CAPITAL PLAN
BY DEPARTMENT**



INDEX: PROJECTS BY DEPARTMENT

Introduction	A-II-2
Office of the Legislative Assembly	A-II-3
Finance(including Nunavut Arctic College/Qulliq Energy Corporation)	A-II-4
Family Services	A-II-5
Justice	A-II-6
Culture and Heritage	A-II-7
Education	A-II-8
Health	A-II-9
Environment	A-II-10
Community and Government Services	A-II-11
Economic Development and Transportation	A-II-12
Nunavut Housing Corporation	A-II-13



FIVE YEAR CAPITAL PLAN INTRODUCTION

While subject to revision each year, the Five Year Capital Plan provides a framework for review of the Government's future capital expenditure priorities, including planned expenditures for the forthcoming budget year, 2020-2021.

The Standing Committees reviewed the Capital Plan in September 2019, prior to tabling of the 2020-2021 Capital Estimates in the Legislative Assembly in October 2019.

The Five Year Capital Plan outlines \$143.028 million in expenditures for the 2020-2021 and a total of \$658.931 million over the Five Year Capital Plan period. Projects are arranged by department and community.

The three largest appropriations in 2020-21 are allocated to the Nunavut Housing Corporation with 30.37%, the Department of Community and Government Services with 22.19%, and the Department of Health with 19.23% of the total approved to complete various projects.

The projects listed in appendices II and III only lists projects with planned expenditures - primarily from Vote 2 - Capital in fiscal 2020-21. Complete budget details of projects which are jointly funded with contributions from third parties and the Government of Nunavut are provided in Appendix IV - Other Funded Infrastructure Projects.

OFFICE OF THE LEGISLATIVE ASSEMBLY

Project Name	Location	Type
Audio Visual Systems - Upgrades	Iqaluit	Tangible Assets

FINANCE (NUNAVUT ARCTIC COLLEGE/QULLIQ ENERGY CORPORATION)

Project Name	Location	Type
Kitikmeot Campus Facility Development (NAC)	Cambridge Bay	Tangible Assets
IT Infrastructure (NAC)	Nunavut - Various	Tangible Assets
Ongoing Lifecycle (NAC)	Nunavut - Various	Tangible Assets
Small Capital (NAC)	Nunavut - Various	Tangible Assets
Streetlight Replacement Project (QEC)	Nunavut - Various	Tangible Assets

FAMILY SERVICES

Project Name	Location	Type
Small Capital	Nunavut - Various	Tangible Assets

JUSTICE

Project Name	Location	Type
Qikiqtani Correctional Healing Centre	Iqaluit	Tangible Assets
Minor Capital	Nunavut - Various	Tangible Assets

CULTURE AND HERITAGE

Project Name	Location	Type
Heritage Facilities	Nunavut - Various	Grants and contributions
Small Capital	Nunavut - Various	Tangible Assets

EDUCATION

Project Name	Location	Type
New School	Kugaaruk	Tangible Assets
Busses	Nunavut - Various	Tangible Assets
IT Infrastructure	Nunavut - Various	Computer Hardware and Software
On-Going Life Cycle	Nunavut - Various	Tangible Assets
Small Capital	Nunavut - Various	Tangible Assets

HEALTH

Project Name	Location	Type
Replace Health Centre	Cape Dorset	Tangible Assets
Replace Health Centre	Sanikiluaq	Tangible Assets
Addiction and Trauma Centre	Iqaluit	Tangible Assets
Senior's Long Term Care Facility	Rankin Inlet	Tangible Assets
On-Going Lifecycle	Nunavut - Various	Tangible Assets
Small Capital	Nunavut - Various	Tangible Assets

ENVIRONMENT

Project Name	Location	Type
Small Capital	Nunavut - Various	Tangible Assets
Wildlife Office Renovations	Nunavut - Various	Tangible Assets

COMMUNITY AND GOVERNMENT SERVICES

Project Name	Location	Type
Fire Hall	Arctic Bay	Grants and Contributions
Bulk Fuel Storage Capacity Increase	Gjoa Haven	Tangible Assets
City of Iqaluit Contribution Agreement	Iqaluit	Grants and Contributions
Utilidor System	Rankin Inlet	Grants and Contributions
Arena Upgrades	Nunavut - Various	Grants and Contributions
Communication Technology Infrastructure Upgrades	Nunavut - Various	Computer Hardware and Software
Fire Trucks Replacement	Nunavut - Various	Grants and Contributions
Planning Studies	Nunavut - Various	Tangible Assets
Small Communities Fund Administration	Nunavut - Various	Grants and Contributions
Small Capital	Nunavut - Various	Grants and Contributions
Solid Waste Facilities - Bundle 1	Nunavut - Various	Grants and Contributions
Solid Waste Facilities - Bundle 3	Nunavut - Various	Grants and Contributions
Municipal Green Infrastructure Fund	Nunavut - Various	Grants and Contributions
South Baffin Energy Management Plan	Nunavut - Various	Grants and Contributions
Tank Farm Code Compliance	Nunavut - Various	Tangible Assets

ECONOMIC DEVELOPMENT AND TRANSPORTATION

Project Name	Location	Type
Air Terminal Building	Chesterfield Inlet	Tangible Assets
Air Terminal Building	Naujaat	Tangible Assets
Air Terminal Building	Kimmirut	Tangible Assets
Air Terminal Building	Kugluktuk	Tangible Assets
Air Terminal Building	Whale Cove	Tangible Assets
Air Terminal Building Expansion	Rankin Inlet	Tangible Assets
International Airport Improvements (P3)	Iqaluit	Tangible Assets
Kivalliq Kivalliq Inter-Community Road	Kivalliq - Various	Tangible Assets
Transportation Equipment and Facilities	Nunavut - Various	Tangible Assets
Small Capital (\$250,000 or less)	Nunavut - Various	Tangible Assets
Small Craft Harbours	Nunavut - Various	Grants and Contributions

NUNAVUT HOUSING CORPORATION

Project Name	Location	Type
Fire Damage Replacement - HOTRP	Nunavut - Various	Grants and Contributions
Heating Oil Tank Replacement Program	Nunavut - Various	Grants and Contributions
Homeownership Programs	Nunavut - Various	Grants and Contributions
LHO Workshop Warehouse & Administrative Offices	Nunavut - Various	Grants and Contributions
Mobile Equipment	Nunavut - Various	Grants and Contributions
Modernization and Improvement / Retrofit - GN Funds	Nunavut - Various	Grants and Contributions
Modernization and Improvement / Retrofit - Staff Housing	Nunavut - Various	Grants and Contributions
Public Housing Units	Nunavut - Various	Grants and Contributions
Seniors and Disabled Preventative	Nunavut - Various	Grants and Contributions
Staff Housing Units	Nunavut - Various	Grants and Contributions







**APPENDIX III:
CAPITAL PLAN
BY COMMUNITY**



PROJECT BY COMMUNITY

Project	Department	Type
Arctic Bay		
Fire Hall	Community and Government Services	Grants and Contributions
Cambridge Bay		
Kitikmeot Campus Facility Development	Nunavut Arctic College	Tangible Assets
Cape Dorset		
Replace Health Centre	Health	Tangible Assets
Chesterfield Inlet		
Air Terminal Building	Economic Development and Transportation (EDT)	Tangible Assets
Gjoa Haven		
Bulk Fuel Storage Capacity Increase	Community and Government Services	Tangible Assets
Iqaluit		
Audio Visual and Hansard Upgrades	Legislative Assembly	Tangible Assets
Qikiqtani Correctional Healing Centre	Justice	Tangible Assets
Addiction and Trauma Centre	Health	Tangible Assets
City of Iqaluit Contribution Agreement	Community and Government Services	Grants and Contributions
Iqaluit International Airport Improvement	EDT	Tangible Assets
Kimmirut		
Air Terminal Building	EDT	Tangible Assets
Kugaaruk		
New School	Education	Tangible Assets

PROJECT BY COMMUNITY

Project	Department	Type
Kugluktuk		
Air Terminal Building	EDT	Tangible Assets
Naujaat		
Air Terminal Building	EDT	Tangible Assets
Rankin Inlet		
Utilidor System	Community and Government Services	Grants and Contributions
Senior's Long Term Care Facility	Health	Tangible Assets
Airport Terminal Building Expansion	EDT	Tangible Assets
Sanikiluaq		
Replace Health Centre	Health	Tangible Assets
Whale Cove		
Air Terminal Building	EDT	Tangible Assets
Kivalliq - Various		
Road Study	EDT	Tangible Assets
Nunavut - Various		
On-Going Lifecycle	Nunavut Arctic College	Tangible Assets
IT Infrastructure	Nunavut Arctic College	Tangible Assets
Small Capital	Nunavut Arctic College	Tangible Assets
Streetlight Replacement Project	QEC	Tangible Assets
Small Capital	Family Services	Tangible Assets
Heritage Facilities	Culture and Heritage	Grants and Contributions
Small Capital	Culture and Heritage	Tangible Assets
Busses	Education	Tangible Assets
IT Infrastructure	Education	Tangible Assets
On-Going Lifecycle	Education	Tangible Assets
Small Capital	Education	Computer Hardware and Software
On-Going Lifecycle	Health	Tangible Assets
Small Capital	Health	Tangible Assets
Small Capital	Environment	Tangible Assets
Wildlife Office Renovations	Environment	Tangible Assets

PROJECT BY COMMUNITY

Project	Department	Type
Nunavut - Various (continued)		
Arena Upgrade (SCF)	Community and Government Services	Grants and Contributions
Communication Technology Infrastructure Upgrades	Community and Government Services	Computer Hardware and Software
Fire Trucks Replacement	Community and Government Services	Grants and Contributions
Planning Studies	Community and Government Services	Tangible Assets
Small Communities Fund Administration	Community and Government Services	Grants and Contributions
Small Capital	Community and Government Services	Grants and Contributions
South Baffin Energy Management Plan	Community and Government Services	Grants and Contributions
Solid Waste Facilities - Bundle 1	Community and Government Services	Grants and Contributions
Solid Waste Facilities - Bundle 3	Community and Government Services	Grants and Contributions
Tank Farm Code Compliance	Community and Government Services	Tangible Assets
Municipal Green Infrastructure Fund	Community and Government Services	Grants and Contributions
Small Capital	EDT	Tangible Assets
Small Craft Harbours	EDT	Tangible Assets
Transportation Equipment and Facilities	EDT	Tangible Assets
Fire Damage Replacement - HOTRP	Nunvut Housing Corporation	Grants and Contributions
Heating Oil Tank Replacement Program	Nunvut Housing Corporation	Grants and Contributions
Homeownership Programs	Nunvut Housing Corporation	Grants and Contributions
LHO Workshop Warehouse & Administrative Offices	Nunvut Housing Corporation	Grants and Contributions
Mobile Equipment	Nunvut Housing Corporation	Grants and Contributions
Modernization and Improvement / Retrofit - GN Funds	Nunvut Housing Corporation	Grants and Contributions
Modernization and Improvement / Retrofit - Staff Housing	Nunvut Housing Corporation	Grants and Contributions
Public Housing Units	Nunvut Housing Corporation	Grants and Contributions
Seniors and Disabled Preventative	Nunvut Housing Corporation	Grants and Contributions
Staff Housing Units	Nunvut Housing Corporation	Grants and Contributions





**APPENDIX IV:
OTHER FUNDED
INFRASTRUCTURE
PROJECTS**



AIRPORT CAPITAL ASSISTANCE PROGRAM

(\$000)

Project	Prior Years Budgets	Budget 2020-21	Planned 2022-25	Total for Plan	Third Party Funded	GN Funded	Project Total
Economic Development and Transportation							
Cambridge Bay							
Purchase New Grader							
Clyde River							
Airside Surface Rehabilitation							
Hall Beach							
Airside Surface Rehabilitation and Lighting Upgrade							
Total Airport Capital Assistance Program /							
Economic Development and Transportation Capital Projects	8,143	4,295	2,937	7,232	15,375	-	15,375

BUILDING CANADA FUND CAPITAL PROJECTS

(\$000)

Project	Prior Years Budgets	Budget 2020-21	Planned 2022-25	Total for Plan	Third Party Funded	GN Funded	Project Total
Community and Government Services							
Cambridge Bay							
Water Treatment System							
Naujaat							
New Water Pumphouse							
Nunavut							
EAUFON Underwater Marine Survey							
Total Building Canada Fund / Community and Government Services Capital Projects	15,581	-	-	-	15,581	9,174	24,755
Economic Development and Transportation							
Baker Lake							
Airport Improvements							
Cambridge Bay							
Airport Improvements							
Rankin Inlet							
Airport Improvements							
Total Building Canada Fund / Economic Development and Transportation Capital Projects	36,000	-	-	-	36,000	15,212	51,212
Total Building Canada Fund Capital Projects	51,581	-	-	-	51,581	24,386	75,967

CANADA MORTGAGE AND HOUSING CORPORATION CAPITAL PROJECTS

(\$000)

Project	Prior Years Budgets	Budget 2020-21	Planned 2022-25	Total for Plan	CMHC Funded	GN Funded	Project Total
Nunavut Housing Corporation							
Arctic Bay							
Modernization & Improvement Retrofit							
Arviat							
Modernization & Improvement Retrofit							
Baker Lake							
Modernization & Improvement Retrofit							
Cambridge Bay							
Modernization & Improvement Retrofit							
Cape Dorset							
Modernization & Improvement Retrofit							
Chesterfield Inlet							
Modernization & Improvement Retrofit							
Clyde River							
Modernization & Improvement Retrofit							
Coral Harbour							
Modernization & Improvement Retrofit							
Gjoa Haven							
Modernization & Improvement Retrofit							
Grise Fiord							
Modernization & Improvement Retrofit							
Hall Beach							
Modernization & Improvement Retrofit							
Igloolik							
Modernization & Improvement Retrofit							
Iqaluit							
Modernization & Improvement Retrofit							
Kimmirut							
Modernization & Improvement Retrofit							
Kugaaruk							
Modernization & Improvement Retrofit							
Kugluktuk							
Modernization & Improvement Retrofit							

CANADA MORTGAGE AND HOUSING CORPORATION CAPITAL PROJECTS

(\$000)

Project	Prior Years Budgets	Budget 2020-21	Planned 2022-25	Total for Plan	CMHC Funded	GN Funded	Project Total
Nunavut Housing Corporation (continued)							
Naujaat							
Modernization & Improvement Retrofit							
Pangnirtung							
Modernization & Improvement Retrofit							
Pond Inlet							
Modernization & Improvement Retrofit							
Qikiqtarjuaq							
Modernization & Improvement Retrofit							
Rankin Inlet							
Modernization & Improvement Retrofit							
Resolute Bay							
Modernization & Improvement Retrofit							
Sanililuaq							
Modernization & Improvement Retrofit							
Taloyoak							
Modernization & Improvement Retrofit							
Whale Cove							
Modernization & Improvement Retrofit							
Nunavut Various							
Modernization & Improvement Retrofit							
Total Canada Mortgage and Housing Corporation / Nunavut Housing Corporation Capital Projects	-	4,290	17,160	21,450	21,450	51,237	72,687

CLEAN WATER AND WASTEWATER FUND

(\$000)

Project	Prior Years Budgets	Budget 2020-21	Planned 2022-25	Total for Plan	Third Party Funded	GN Funded	Project Total
Community and Government Services							
Iqaluit							
Wastewater Treatment							
Nunavut							
Administration							
Water Infrastructure Bundle 1							
Water Optimization and Security Bundle 2							
Wastewater Infrastructure Bundle 3							
Total Clean Water and Wastewater Fund /							
Community and Government Services	69,616	-	-	-	69,616	11,654	81,270
Capital Projects							

DEPARTMENT OF NATIONAL DEFENCE

(\$000)

Project	Prior Years Budgets	Budget 2020-21	Planned 2022-25	Total for Plan	Third Party Funded	GN Funded	Project Total
Economic Development and Transportation							
Arctic Bay / Nanisivik							
Nanisivik Highway Upgrade							
Total Department of National Defence Fund							
/ Economic Development and							
Transportation Capital Projects							
	4,502	-	-	-	4,502	-	4,502

NUNAVUT COMMUNITY INFRASTRUCTURE ADVISORY COMMITTEE / COMMUNITY AND GOVERNMENT SERVICES CAPITAL PROJECTS

(\$000)

Project	Prior Years Budgets	Budget 2020-21	Planned 2022-25	Total for Plan	Third Party Funded	GN Funded	Project Total
GAS TAX FUND							
Arviat							
Solid Waste Improvement							
Cape Dorset							
Wastewater Infrastructure							
Coral Harbour							
Water Pump house upgrade							
Gjoa Haven							
Wastewater Infrastructure							
Hall Beach							
Sewage Lagoon							
Water Reservoir Upgrade							
Igloolik							
Sewage Lagoon							
Water Reservoir							
Iqaluit							
City of Iqaluit Agreement							
Gas Tax Admin Fund							
Municipal Capacity Building							
Kimmirut							
Wastewater Infrastructure							
Water Treatment Infrastructure							
Kugaaruk							
Wastewater Infrastructure							
Kugluktuk							
Waterwater Infrastructure							
Naujaat							
Sewage Lagoon							

NUNAVUT COMMUNITY INFRASTRUCTURE ADVISORY COMMITTEE / COMMUNITY AND GOVERNMENT SERVICES CAPITAL PROJECTS

(\$000)

Project	Prior Years Budgets	Budget 2020-21	Planned 2022-25	Total for Plan	Third Party Funded	GN Funded	Project Total
GAS TAX FUND (continued)							
Pangnirtung							
Water Reservoir Expansion							
Pond Inlet							
Water Truck Station							
Rankin Inlet							
Water Treatment Infrastructure							
Effluent Study							
Sanikiluaq							
Wastewater Infrastructure							
Water Treatment Infrastructure							
Taloyoak							
Wastewater Infrastructure							
Whale Cove							
Wetland Sewage Upgrade							
Water Treatment Infrastructure							
Nunavut							
Gas Tax Small Projects							
Total Gas Tax / Community and Government Services Capital Projects	81,847	29,852	12,672	42,524	124,371	-	124,371

INVESTMENT IN CANADA PLAN FUND CAPITAL PROJECTS

(\$000)

Project	Prior Years Budgets	Budget 2020-21	Planned 2022-25	Total for Plan	Third Party Funded	GN Funded	Project Total
Community and Government Services							
Nunavut							
Fibre Infrastructure							
Total Investment In Canada Plan Fund /							
Community and Government Services	-	-	155,000	155,000	155,000	54,500	209,500
Capital Projects							

LOW CARBON ECONOMY FUND

(\$000)

Project	Prior Years Budgets	Budget 2020-21	Planned 2022-25	Total for Plan	Third Party Funded	GN Funded	Project Total
Community and Government Services							
South Baffin Energy Management Project							
Total Low Carbon Economy Fund /							
Community and Government Services Capital Projects	5,476	14,833	6,596	21,429	26,905	8,601	35,506

MINISTER OF TRANSPORT CAPITAL PROJECTS

(\$000)

Project	Prior Years Budgets	Budget 2020-21	Planned 2022-25	Total for Plan	Third Party Funded	GN Funded	Project Total
Economic Development and Transportation							
Nunavut Various							
Sealift and Resupply Improvement Projects (OPP)							
Total Minister of Transport Fund /							
Economic Development and Transportation Capital Projects	3,433	1,297	-	1,297	4,730	-	4,730

NEW BUILDING CANADA FUND CAPITAL PROJECTS

(\$000)

Project	Prior Years Budgets	Budget 2020-21	Planned 2022-25	Total for Plan	Third Party Funded	GN Funded	Project Total
Justice							
Iqaluit							
Qikiqtani Correctional Healing Centre							
<hr/>							
Total New Building Canada Fund / Justice Capital Projects	27,000	13,500	16,500	30,000	57,000	27,833	84,833
<hr/>							
Community and Government Services							
Cambridge Bay							
Arena Repairs							
Rankin Inlet							
Utilidor Replacement							
Resolute Bay							
Water System Phase 2 - Part 1							
Water System Phase 2 - Part 2							
Nunavut							
Administration							
Arena Repairs							
Solid Waste Facility Upgrades - Bundle 1							
Solid Waste Facility Upgrades - Bundle 2							
Solid Waste Facility Upgrades - Bundle 3							
Whale Cove							
Emergency Water Treatment Plant							
<hr/>							
Total New Building Canada Fund / Community and Government Services Capital Projects	58,443	18,863	128,118	146,981	205,424	54,302	259,726

NEW BUILDING CANADA FUND CAPITAL PROJECTS

(\$000)

Project	Prior Years Budgets	Budget 2020-21	Planned 2022-25	Total for Plan	Third Party Funded	GN Funded	Project Total
NEW BUILDING CANADA FUND (continued)							
Economic Development and Transportation							
Iqaluit							
Marine Infrastructure							
Pond Inlet							
Marine Infrastructure							
Total New Building Canada Fund / Economic Development and Transportation Capital Projects	93,700	-	-	-	93,700	32,434	126,134
Total New Building Canada Fund Capital Projects	179,143	32,363	144,618	176,981	356,124	114,569	470,693

STRATEGIC INVESTMENT FUND CAPITAL PROJECTS

(\$000)

Project	Prior Years Budgets	Budget 2020-21	Planned 2022-25	Total for Plan	Third Party Funded	GN Funded	Project Total
Nunavut Arctic College							
Iqaluit Community Learning Centre / Campus							
Total Strategic Investment Fund / Nunavut Arctic College Capital Projects	29,664	-	-	-	29,664	18,900	48,564

NATIONAL TRADE CORRIDOR FUND CAPITAL PROJECTS

(\$000)

Project	Prior Years Budgets	Budget 2020-21	Planned 2022-25	Total for Plan	Third Party Funded	GN Funded	Project Total
Economic Development and Transportation							
Chesterfield Inlet							
Air Terminal Building							
Naujaat							
Air Terminal Building							
Kimmirut							
Air Terminal Building							
Kugluktuk							
Air Terminal Building							
Rankin Inlet							
Air Terminal Building Expansion							
Whale Cove							
Air Terminal Building							
Nunavut - Kivalliq Various							
Kivalliq Inter-Community Road Study							
Total National Trade Corridor Fund /							
Economic Development and							
Transportation Capital Projects							
	6,000	25,020	41,475	66,495	72,495	24,165	96,660

SOCIAL INFRASTRUCTURE FUND & INVESTMENT IN AFFORDABLE HOUSING

(\$000)

Project	Prior Years Budgets	Budget 2020-21	Planned 2022-25	Total for Plan	Third Party Funded	GN Funded	Project Total
Nunavut Housing Corporation							
Northern Housing							
Total Social Infrastructure Fund & Investment in Affordable Housing / Nunavut Housing Corporation Capital Projects	25,543	25,533	103,572	129,105	154,648	-	154,648
Total Other Funded Infrastructure Capital Projects, Government of Nunavut	464,948	137,483	484,030	621,513	1,086,461	308,012	1,394,473







**APPENDIX V:
COMPLETED MAJOR CAPITAL PROJECTS
2018-19**



COMPLETED MAJOR CAPITAL PROJECTS

2018-19

Project	Community	Department
Hamlet Office	Cambridge Bay	Community Government and Services
Parking Garage	Hall Beach	Community Government and Services
Crushed Granular	Nunavut - Various	Community Government and Services

