



# Nunavut Housing Needs Survey

## Fact Sheet – Coral Harbour

### **Background:**

The Nunavut Housing Needs Survey (NHNS) is a survey of households in 25 communities in Nunavut, conducted from November 2009 to June 2010. The primary objective of the survey was to collect data on the housing needs of Nunavummiut so as to assist the Government of Nunavut in planning and providing housing. The overall response rate was 95% for Coral Harbour.

This fact sheet presents some of the survey results for Coral Harbour. Similar fact sheets are available for the territory as a whole and for each region and each community. All numbers in this fact sheet have been rounded. Percentages were calculated from unrounded numbers and the denominator excludes the non-response categories "refusal", "don't know", and "not stated".

More survey information and results are available on the Nunavut Bureau of Statistics' website which may be accessed at <http://www.eia.gov.nu.ca/stats/housing.html> or you may wish to contact one of our Information Officers at 867-473-2656 or 867-473-2660. Collect calls are accepted.

### **Survey highlights for Coral Harbour:**

#### **Housing stock and housing tenure in Coral Harbour:**

- A) Coral Harbour had a total of 190 dwellings, of which 180 were occupied by their usual residents. The remaining 10 dwellings were unoccupied or occupied temporarily by persons who considered their usual home elsewhere.
- B) The most common types of dwellings were single detached houses (64%) and row houses with 3 or more units side-by-side (23%).
- C) Of the 180 dwellings occupied by usual residents, about 3 dwellings out of 4 were rented while 1 out of 4 was owned.
- D) Most of the housing occupied by residents of Coral Harbour was classified as public housing, which made up slightly more than two-thirds of all occupied dwellings. The second most common type of housing was owner-occupied dwellings, representing about 1 dwelling out of 4. The remaining occupied dwellings were staff housing and other types of rented housing.



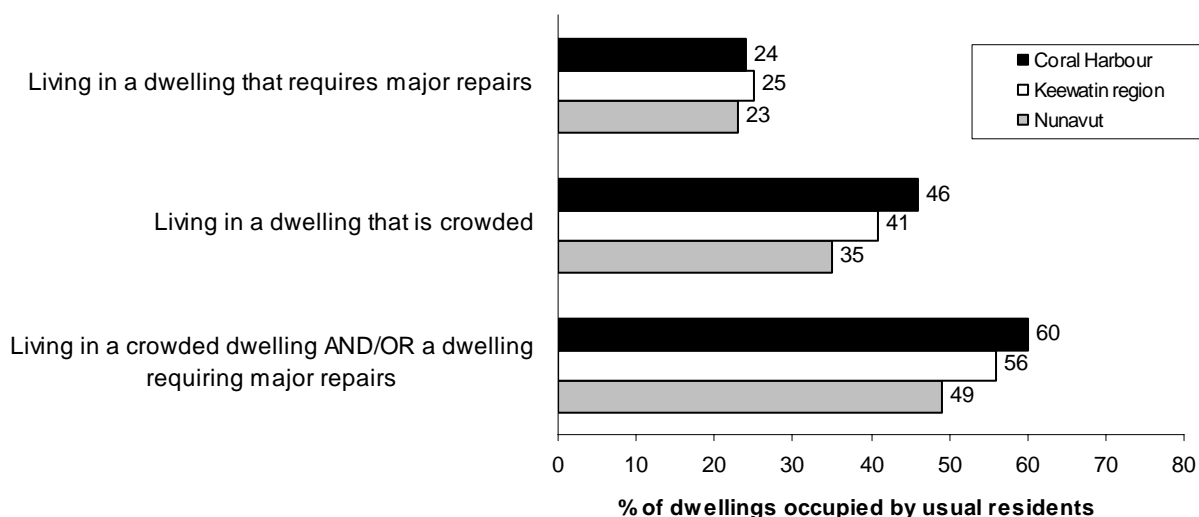
# Nunavut Housing Needs Survey

## Fact Sheet – Coral Harbour

### State of housing for dwellings occupied by usual residents in Coral Harbour:

- E) Of the 180 households, which is the equivalent of all dwellings occupied by usual residents, slightly less than a half were satisfied with the condition of their dwelling.
- F) About 24% of occupied dwellings (40) required major repairs for items such as defective plumbing or defective electrical wiring, a leaking oil or sewage tank, or a broken hot water boiler. The need for major repairs is based solely on the opinion of the respondent.
- G) Approximately 46% of occupied dwellings (80) were classified as crowded, based on the lack of enough bedrooms. The majority of those dwellings (60 out of 80) were classified as crowded because they required one additional bedroom. The other crowded dwellings required two or more additional bedrooms.
- H) In slightly more than one-third of the crowded dwellings, respondents indicated that they regularly used the living room for sleeping because there was no other place to sleep.
- I) In Coral Harbour, 60% of the occupied dwellings (110) were below housing standards, meaning they were either crowded or in need of major repairs or a combination of both. Housing affordability was not measured in the survey.
- J) Public housing had the highest proportion of dwellings below housing standards (67%) compared with other types of housing such as owner-occupied dwellings, staff housing or other rental housing.

**Chart 1. Summary of the state of housing for dwellings occupied by usual residents, Coral Harbour, Keewatin region and Nunavut, 2009-2010**



**Note:** The need for major repairs is based on the opinion of the respondent. A dwelling is classified as crowded if there is a lack of a sufficient number of bedrooms.

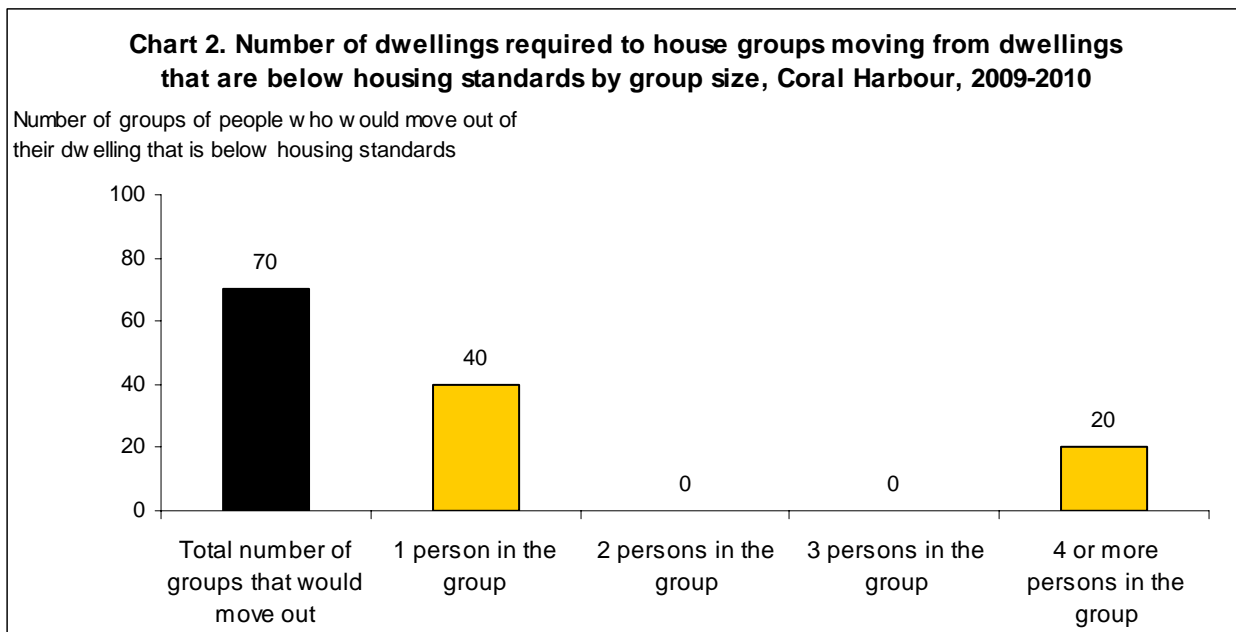


# Nunavut Housing Needs Survey

## Fact Sheet – Coral Harbour

### Housing needs for dwellings below housing standards in Coral Harbour:

- K) For each person in a household, the survey asked if they would move out if additional housing were available in their community.
- L) In slightly less than half of the occupied dwellings below housing standards (50 out of 110) in Coral Harbour, at least one person or a group of household members would move out if more housing were available.
- M) Out of the 600 or so persons living in a dwelling below housing standards, about 190 of them or nearly one-third responded that they would move out if more housing units were available in their community.
- N) Of the 190 people who would move out, some of them would move out on their own and others would move out with people living in the same dwelling or elsewhere. This represents a total of 70 groups of people that would move out of their current housing if additional housing were available.
- O) This number of groups (70) represents the number of dwellings that would be required to house the groups moving out of dwellings below housing standards. About 57% of these groups wishing to move would be people moving out alone while 43% would be a group of two or more persons moving out together.





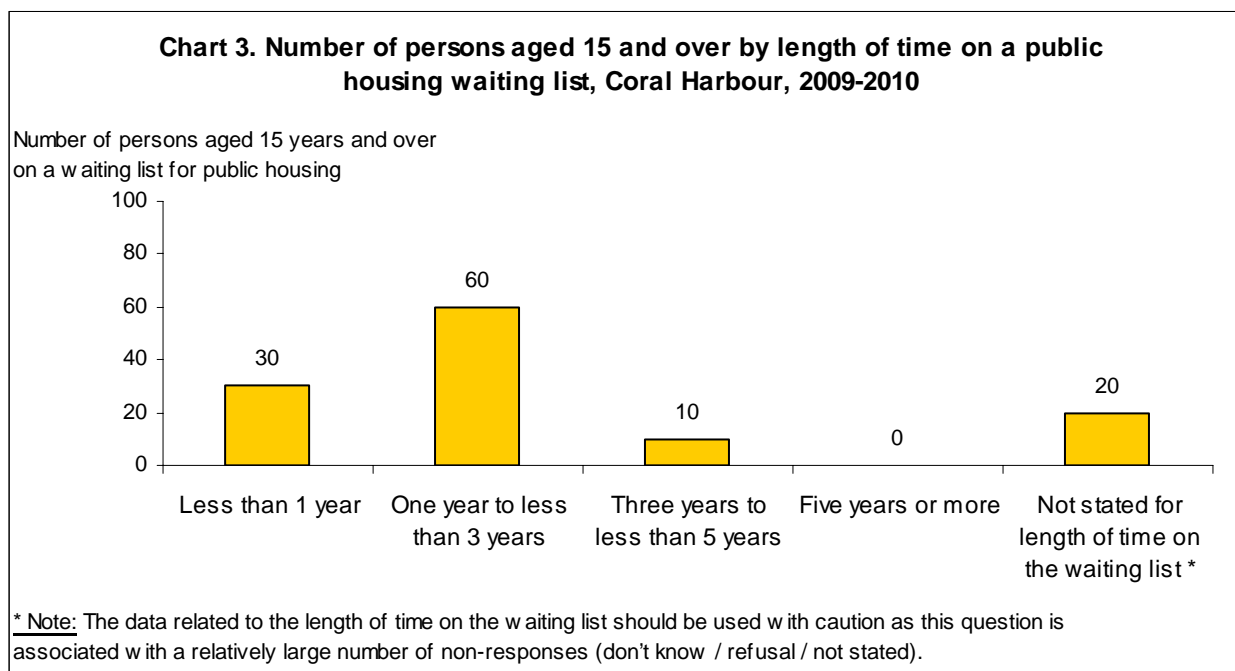
# Nunavut Housing Needs Survey Fact Sheet – Coral Harbour

## People in immediate need of housing in Coral Harbour:

- P) About 40 residents from Coral Harbour did not have a usual home at the time of the survey and were living temporarily in another person’s dwelling. This represents approximately 5% of the population in Coral Harbour.
- Q) About 1 occupied dwelling out of 3 housed temporary residents without a usual home elsewhere in the 12 months prior to the time of the survey.

## People on the waiting list for public housing in Coral Harbour:

- R) About 120 residents of Coral Harbour aged 15 years and over reported that they were on the waiting list for public housing. This represents about 1 person out of 4 for those aged 15 and over.
- S) For those on the waiting list, about 60 persons aged 15 and over reported being on the waiting list for at least one year but less than three years.



## Telephone and Internet access in Coral Harbour:

- T) About 100 households or slightly less than 6 out of 10 in Coral Harbour had access to the Internet from within their dwelling.
- U) The majority of households, or 79%, had a telephone. Most of these households had a regular land line telephone.