



Nunavut Housing Needs Survey

Fact Sheet – Resolute

Background:

The Nunavut Housing Needs Survey (NHNS) is a survey of households in 25 communities in Nunavut, conducted from November 2009 to June 2010. The primary objective of the survey was to collect data on the housing needs of Nunavummiut so as to assist the Government of Nunavut in planning and providing housing. The overall response rate was 89% for Resolute.

This fact sheet presents some of the survey results for Resolute. Similar fact sheets are available for the territory as a whole and for each region and each community. All numbers in this fact sheet have been rounded. Percentages were calculated from unrounded numbers and the denominator excludes the non-response categories "refusal", "don't know", and "not stated".

More survey information and results are available on the Nunavut Bureau of Statistics' website which may be accessed at <http://www.eia.gov.nu.ca/stats/housing.html> or you may wish to contact one of our Information Officers at 867-473-2656 or 867-473-2660. Collect calls are accepted.

Survey highlights for Resolute:

Housing stock and housing tenure in Resolute:

- A) Resolute had a total of 70 dwellings, most of which were occupied by their usual residents. The few remaining dwellings were unoccupied or occupied temporarily by persons who considered their usual home elsewhere.
- B) The most common type of dwelling was single detached houses (74%).
- C) Of the 70 dwellings occupied by usual residents, about 8 dwellings out of 10 were rented while 2 out of 10 were owned.
- D) Most of the housing occupied by residents of Resolute was classified as public housing, which made up more than half of all occupied dwellings. The second most common type of housing was owner-occupied dwellings, representing about 2 dwellings out of 10. The remaining occupied dwellings were staff housing and other types of rented housing.



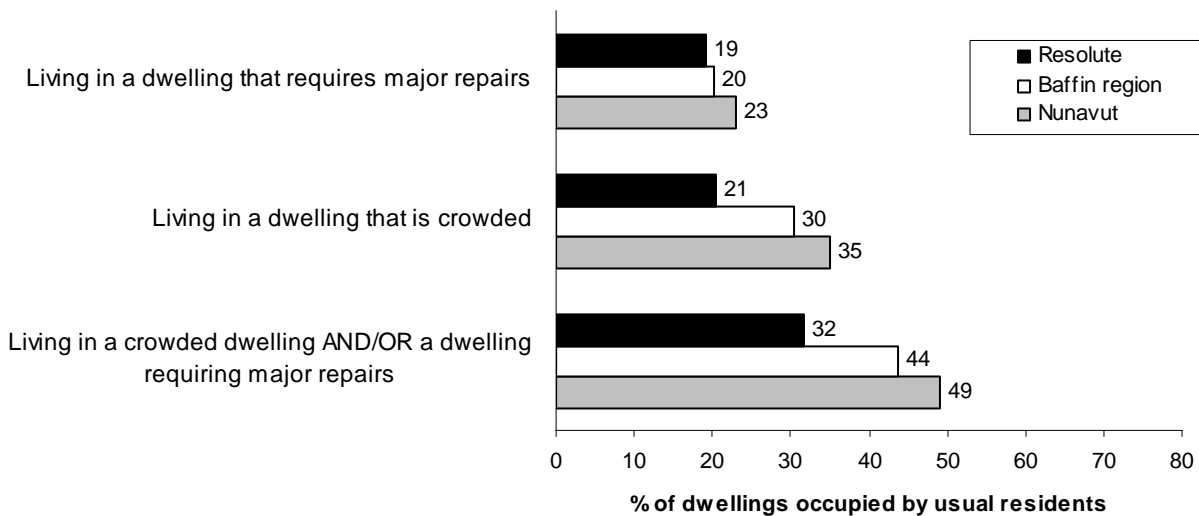
Nunavut Housing Needs Survey

Fact Sheet – Resolute

State of housing for dwellings occupied by usual residents in Resolute:

- E) Of the 70 households, which is the equivalent of all dwellings occupied by usual residents, about 6 out of 10 were satisfied with the condition of their dwelling.
- F) About 19% of occupied dwellings (10) required major repairs for items such as defective plumbing or defective electrical wiring, a leaking oil or sewage tank, or a broken hot water boiler. The need for major repairs is based solely on the opinion of the respondent.
- G) Approximately 21% of occupied dwellings (10) were classified as crowded, based on the lack of enough bedrooms. The majority of those dwellings were classified as crowded because they required one additional bedroom. The few other crowded dwellings required two or more additional bedrooms.
- H) In slightly more than a third of the crowded dwellings, respondents indicated that they regularly used the living room for sleeping because there was no other place to sleep.
- I) In Resolute, 32% of the occupied dwellings (20) were below housing standards, meaning they were either crowded or in need of major repairs or a combination of both. Housing affordability was not measured in the survey.
- J) Public housing and owner-occupied dwellings had the highest proportion of dwellings below housing standards, about 40% for each type, compared with other types of housing such as staff housing or other rental housing.

Chart 1. Summary of the state of housing for dwellings occupied by usual residents, Resolute, Baffin region and Nunavut, 2009-2010



Note: The need for major repairs is based on the opinion of the respondent. A dwelling is classified as crowded if there is a lack of a sufficient number of bedrooms.



Nunavut Housing Needs Survey

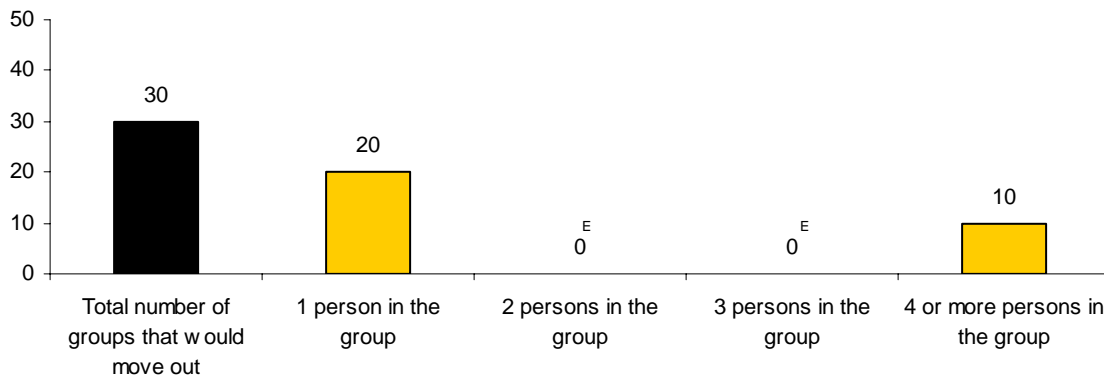
Fact Sheet – Resolute

Resolute housing needs for dwellings below housing standards:

- K) For each person in a household, the survey asked if they would move out if additional housing were available in their community.
- L) In the majority of the occupied dwellings below housing standards in Resolute, at least one person or a group of household members would move out if more housing were available.
- M) Out of the 90 or so persons living in a dwelling below housing standards, 70 of them or about three-quarters responded that they would move out if more housing units were available in their community.
- N) Of the 70 or so people who would move out, some of them would move out on their own and others would move out with people living in the same dwelling or elsewhere. This represents a total of 30 groups of people that would move out of their current housing if additional housing were available.
- O) This number of groups (30) represents the number of dwellings that would be required to house the groups moving out of dwellings below housing standards. About 53% of these groups wishing to move would be people moving out alone while 47% would be a group of two or more persons moving out together.

Chart 2. Number of dwellings required to house groups moving from dwellings that are below housing standards by group size, Resolute, 2009-2010

Number of groups of people who would move out of their dwelling that is below housing standards



^E Use with caution as the estimate has a high variability.



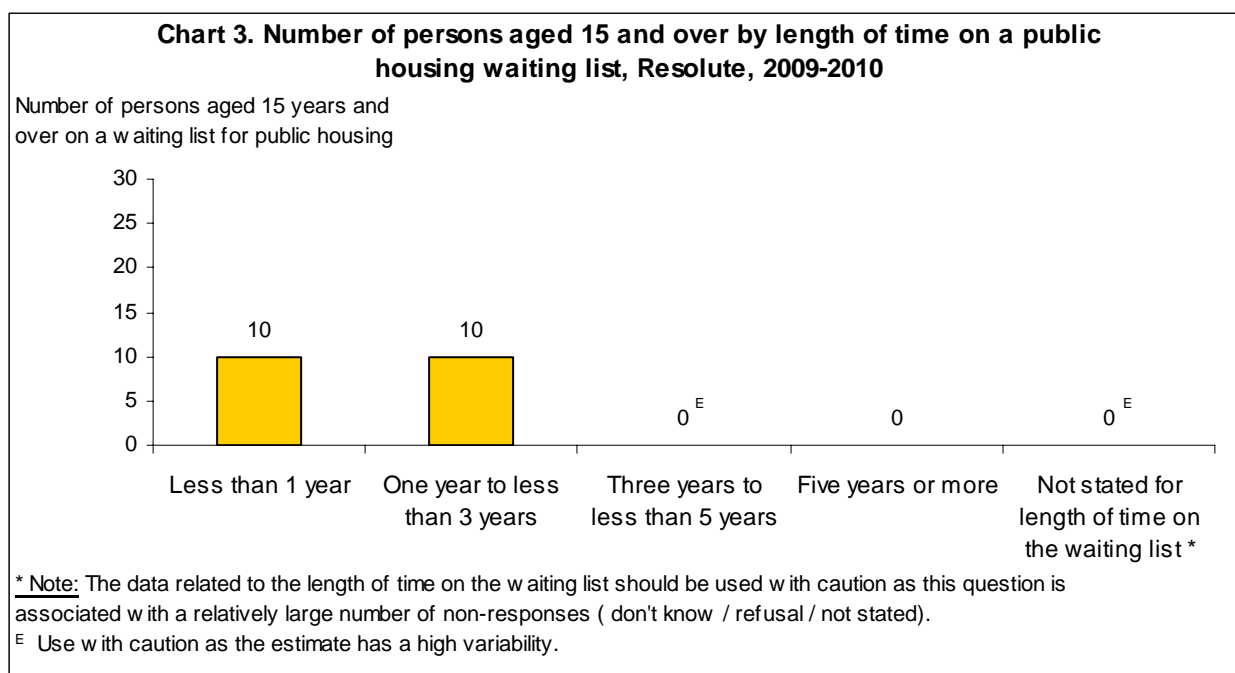
Nunavut Housing Needs Survey Fact Sheet – Resolute

People in immediate need of housing in Resolute:

- P) About 10 people of Resolute did not have a usual home at the time of the survey and were living temporarily in another person’s dwelling. This represents approximately 7% of the population in Resolute.
- Q) About 3 occupied dwellings out of 10 housed temporary residents without a usual home elsewhere in the 12 months prior to the time of the survey.

People on the waiting list for public housing in Resolute:

- R) About 20 residents of Resolute aged 15 years and over reported that they were on the waiting list for public housing. This represents slightly more than 1 person out of 10 for those aged 15 and over.
- S) For those on the waiting list, about 10 persons aged 15 and over reported being on the waiting list for at least one year but less than three years.



Telephone and Internet access in Resolute:

- T) About 50 households or 3 out of 4 in Resolute had access to the Internet from within their dwelling.
- U) The majority of households, or 92%, had a telephone. Most of these households had a regular land line telephone.