

Prostate Cancer

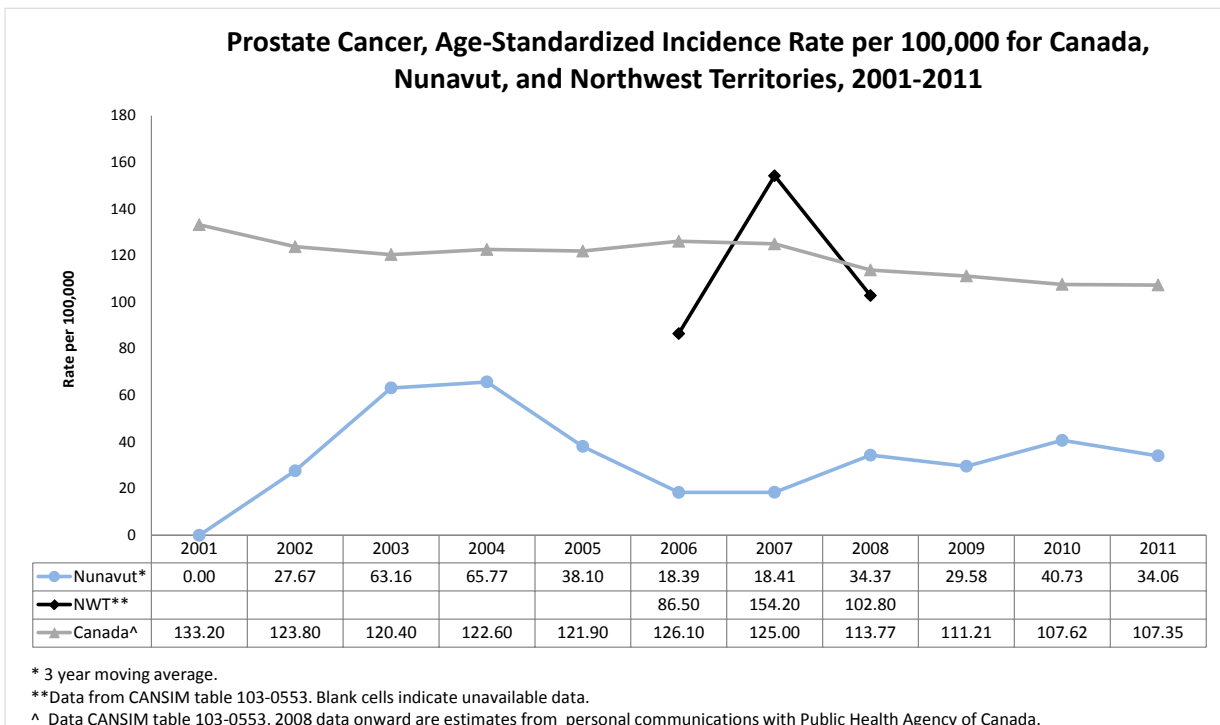
Nunavut, 1999-2011[†]

Quick facts

- 3rd leading cause of cancer in men
- Average of 2 cases per year
- Average age at diagnosis 65 years
- 0% mortality within 1 year of diagnosis

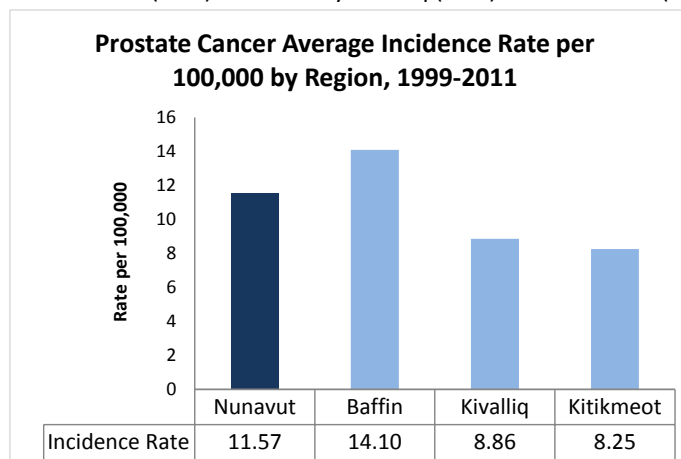
1. What are prostate cancer rates in Nunavut and how do we compare to the rest of Canada?

- Prostate cancer is the third leading cancer site for male Nunavummiut with 24 cases diagnosed between 1999 and 2011.
- No established, modifiable risk factors have been identified. Primary risk factors include: age, family history and race.
- The Nunavut prostate cancer rate is generally significantly¹ below the national average with the exception of 2003 and 2004.



2. Are there regional differences in prostate cancer rates across Nunavut?

- The highest rate is in Baffin followed by Kivalliq.
- Baffin had the highest proportion of cases (67%) followed by Kivalliq (21%) and Kitikmeot (12%).

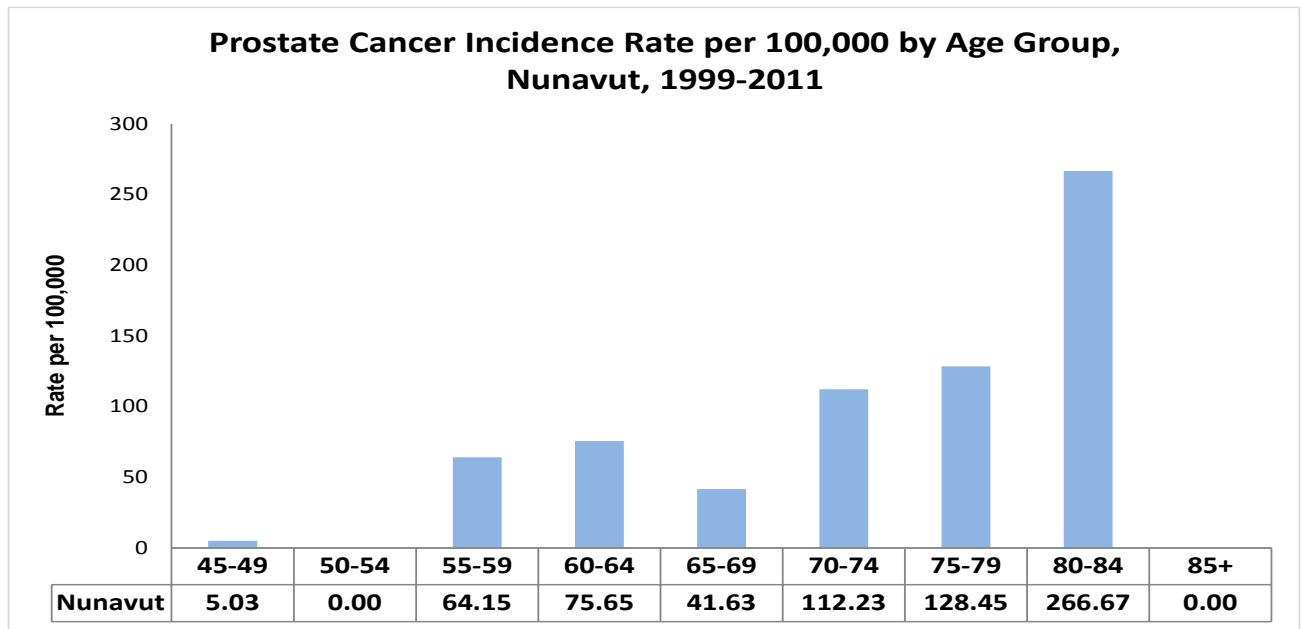


[†] 2011 data are preliminary

¹ Statistical Significance was determined by confidence interval overlap method, contact Population Health Information for more information.

3. Are there age-related trends in prostate cancer incidence in Nunavut?

- Prostate cancer incidence generally trends up by age group, sharply declining after 80-84 years.



4. What mortality data is available for prostate cancer?

- Death clearance data is obtained from Statistics Canada and is available for years 1999-2008. For Nunavummiut diagnosed with prostate cancer, 0% died within one year of diagnosis.



[†] 2011 data are preliminary

[‡] Statistical Significance was determined by confidence interval overlap method, contact Population Health Information for more information.